



BRITISH EQUESTRIAN VAULTING LIMITED

Rules for British Vaulting Events 2026

Effective 1st January 2026

British Equestrian Vaulting Ltd. •

Incorporated in England Reg. No. 3295186

Registered Office: Abbey Park, Stareton, Kenilworth, Warwickshire, CV8 2RH

Email: enquiries@britishvaulting.org

Table of Contents

Definitions	1
Introduction.....	2
Code of Conduct	2
CHAPTER I BRITISH VAULTING EVENTS	3
Article 1 Types of Events	3
Article 2 National Competitions.....	3
Article 3 Venues and Dates of Events	4
Article 4 Schedules.....	4
Article 5 Timetable.....	4
Article 6 Official Notice Board and Results.....	5
Article 7 Appeals and Objections.....	5
Article 8 First Aid Cover.....	5
Article 9 Accidents	6
CHAPTER II ENTRIES AND COMPETITORS.....	6
Article 10 Entries.....	6
Article 11 Declarations	7
Article 12 Vaulters.....	7
Article 13 Vaulting Horse.....	9
Article 14 Lunge.....	11
Article 15 Salute.....	11
Article 16 Dress.....	11
Article 17 Equipment for the Vaulting Horse	12
Article 18 The Arena.....	14
CHAPTER III SPECIAL CONSIDERATIONS	15
Article 19 Prize-Giving at National Competitions and Regional Championships.....	15
Article 20 Abuse of the Horse, Equine Anti-Doping and Controlled Medication	16
Article 21 Officials.....	16
CHAPTER IV TIMING AND SCORING	17
Article 22 Timing/Bell.....	17
Article 23 Scoring	19
Article 24 Horse Score.....	19
Article 25 Exercise Score	19
Article 26 Technique Score.....	19
Article 27 Artistic Score.....	20
CHAPTER V SQUAD VAULTING COMPETITION	20
Article 28 General	20
Article 29 Rounds.....	20
Article 30 Squad Compulsory Tests.....	21
Article 31 Squad Free Test	21
Article 32 Scoring of the Squad Free Test	22
CHAPTER VI THE INDIVIDUAL VAULTING COMPETITION	23
Article 33 General	23
Article 34 Individual Compulsory Test.....	24
Article 35 Technical Test.....	25
Article 36 Individual Free Test	25
Article 38 Total Marks.....	26
CHAPTER VII PAS DE DEUX VAULTING COMPETITIONS.....	27
Article 39 General	27
Article 40 Scoring of the Free Test.....	27
CHAPTER VIII CONDUCT AND DISCIPLINE.....	27
Article 41 Agreement	27
Article 42 Conduct of Participants	27
Article 43 Complaints of Misconduct.....	28

Article 44 Notice of Complaint	28
Article 45 Rights of Participants at Disciplinary Panel Meetings	29
Article 46 Powers of the Management Committee to Impose Penalties.....	29
Article 47 Immediate Suspension	29
Article 48 Notice of Findings, Penalties and Appeals.....	29
Article 49 Summary Powers of the Chairman.....	30
Article 50 Summary Powers of a Team Manager/Chef d'Equipe	30
Article 51 Indebtedness.....	30
Article 52 Indebtedness at an Event	30
Article 53 Suspensions	31
CHAPTER IX RULES FOR SELECTION AND DE-SELECTION	31
Article 54 Preamble.....	31
Article 55 Objectives	31
Article 56 Selection Panel.....	31
Article 57 Appeals Panel.....	32
Article 58 Responsibilities - Management Committee, Selection Panel & Competitor	32
CHAPTER X QUALIFICATIONS FOR CVI's	32
Article 59 Notes on Qualification.....	32
Article 60 Qualification - Individual, Pas de Deux CVI*, CVIJ*, CVI CH* & Squads	33
Article 61 Qualification for CVI**, CVIJ**, CVI CH**, CVI*** & CVIY**	33
Article 62 Qualification for Horses.....	33
CHAPTER XI BRITISH CHAMPIONSHIPS.....	34
Article 63 Vaulting Eligibility	34
Article 64 Organising Committee for British Championships	34
Article 65 Officials at British Championships.....	34
Article 66 Classes and Tests.....	35
Article 67 Prize-Giving and Awards at The British Championships.....	36
Article 68 Chef d'Equipe	36
Article 69 Volunteers.....	36
CHAPTER XII SAFEGUARDING POLICY	36
Appendix A: Guidelines for Horse score in Walk and in Trot	37
Appendix B: Guidelines for BEV Classes – Foundation A & B, Intro A & B, Pre-Novice and Novice Compulsories	38
Appendix C: Quick Check Chart	42
Appendix D: Code of Comments.....	43

Definitions

1. Appeals Panel - Consists of the Management Committee, who may appoint any expert as they see fit.
2. BEF - British Equestrian (formerly British Equestrian Federation)
3. BEV - British Equestrian Vaulting Limited
4. BEV classes – **Foundation A & B, Intro A & B**, PN, N and all walk classes
5. CIM - a Minor International Event. Vaulting CIMs include CVI 1* & CVI 2*; CVI Y, J, Ch.
6. Club - any vaulting group holding current BEV membership
7. Competitions - competitions held under the auspices of BEV
8. Competitors - vaulters and lungers
9. Correct pace – according to the test: walk, trot or canter with the correct leading leg
10. CVI - International competition run under FEI rules
11. CW - canter compulsories, walk free test
12. Disciplinary Panel - Consists of the Chairman and the two most experienced Members on the Management Committee. A Member may be replaced a) by someone with more specialized knowledge b) if there is a conflict of interest c) for personal reasons.
13. Events - any events involving equestrian vaulting such as, but not limited to, competitions, demonstrations, training session and camps held under the auspices of BEV in GB
14. FEI - Federation Equestrian International
15. FEI Guidelines - may also include FEI Rules and Code of Points
16. GB - England, Scotland, Wales and Northern Ireland
17. GR – Grass roots. Refers to all classes that include any test in walk
18. Ground Jury - Consists of any three of the following: a Judge; the Technical Delegate; the Competition Organiser; at least one member of the Management Committee. The Technical Delegate may appoint a replacement for any member of the Ground Jury should the need arise.
19. H.C. - Hors Concours, competing out of competition
20. Level – used alone, refers to the ~~degree of~~ difficulty of the class
~~L1, L2 – Level 1, Level 2 BEV classes, divided into (a) and (b) and (t)~~
21. Management Committee - the management committee of BEV
22. N - Novice Level, canter compulsories, canter free test
23. PdD - Pas de Deux - two vaulters competing on one horse
24. PIO - Passport Issuing Organisation (horses)
25. PN - Pre-Novice Level (Individual only), canter compulsories, canter free test
26. RC - The FEI Recognition Card
27. Region - England, Scotland, Wales or Northern Ireland
28. Rules - rules set out by BEV in this document
29. Squad - four, five or six vaulters competing on one horse
30. Team - a group of competitors who are representing the same club or country
31. T/W – trot compulsories, walk free test
32. W - walk
33. W/C - walk compulsories, canter free test
34. W/W – walk compulsories, walk free test

Introduction

1. BEV is a company limited by guarantee. Copies of the Memorandum and Articles of Association and By-laws are available on application to the BEV Chairman or from Companies House.
2. These Rules are the 19th Edition, effective January 1st, 2026. All previous editions are superseded and are null and void.
3. The Rules will be updated annually, and on occasion during the year if necessary. It is the responsibility of BEV Members to be familiar with current Rules and updates. The Management Committee reserves the right to make, remove or amend the Rules at any time by Committee decision and will notify Club Secretaries and/or Members in writing of any changes.
4. New BEV classes will be considered for inclusion in the Rules every three years (~~2024, 2027, 2030~~). A review of any new class will be conducted after one year.
5. The Rules are intended to standardise the discipline (provide a fair playing field) and to draw attention to and accommodate the special conditions within GB.
6. The Rules govern all Events. The Rules do not exclusively relate to National Competitions and some Rules, particularly regarding conduct and discipline, will be effective at all times and in any circumstances, with regard to members of BEV, where the sport could be brought into disrepute.
7. Not every eventuality can be provided for in the Rules. In any unforeseen or exceptional circumstances, it is the duty of the Management Committee or Ground Jury to make a decision based on common sense and fair play thus reflecting as closely as possible the intention of the Rules and the rules of the FEI.
8. Rule clarification at National Competitions and Championships must be dealt with by the Management Committee present on the day (by telephone to obtain a quorum if necessary).
9. All international competitors must be familiar with the FEI Statutes, General Regulations and detailed Rules for FEI vaulting events. These must be read in conjunction with the FEI 'Guidelines' and 'Code of Points' for Compulsory, Free Test and Technical Test exercises.
10. In all matters governing BEV Events, these Rules will take precedence over the FEI Rules.
11. CVIs will run under FEI and BEV rules, with FEI rules taking precedence where conflicts occur.

Code of Conduct

1. In all equestrian sports the horse must be considered paramount. The well-being of the horse shall be above the demands of breeders, trainers, riders, vaulters, owners, dealers, organisers, sponsors or officials.
2. All handling and veterinary treatment must ensure the health and welfare of the horse. The highest standards of nutrition, health, sanitation, and safety shall be encouraged and maintained at all times with adequate provision made for ventilation, feeding, watering and maintaining a healthy environment during transportation.
3. Emphasis should be placed on increasing education in training and equestrian practices and on promoting scientific studies in equine health. In the interests of the horse, the fitness and competence of the vaulter and the lunger shall be regarded as essential.
4. All riding and training methods must take account of the horse as a living entity and must not include any technique considered by the FEI to be abusive. Adequate controls shall be established to ensure that all persons under the jurisdiction of BEV shall respect the welfare of the horse.
5. Fair competition, respect, friendship, team spirit, equality, sport without doping, respect for written and unwritten rules such as integrity, solidarity, tolerance, care, excellence and joy, are the key pillars of fair play that can be experienced and learnt as a part of BEV. The Management Committee reserves the right to take action against any person considered in breach of these key pillars.
6. The national and international rules and regulations in equestrian sport regarding the health and welfare of the horse must be adhered to at all national and international events and during

training.

7. Competition rules and regulations shall be continually reviewed to ensure the welfare of the horse.

CHAPTER I BRITISH VAULTING EVENTS

Article 1 Types of Events

1. British Vaulting Events can be divided into:

- British Championships
- Regional Championships
- National Competitions
- Selection Trials
- Official exhibitions and demonstrations
- Training Days or Camps
- CVIs held in UK

Article 2 National Competitions

1. The fee to BEV for all competitions is £1 per vaulter to be submitted by the Competition Organiser within 30 days of the Event.
2. At Competitions being held in GB, the Competition Organiser can insist that competing Clubs provide stewards, helpers and officials on a pro rata basis. Clubs failing to comply may not be allowed to participate.
3. Every Competition must have a Technical Delegate who must be approved by the Management Committee. The Technical Delegate must have no other role within the Competition at British Championships. At Regional Championships and National Competitions, a BEV National judge can act as Technical Delegate, providing that the judge agrees, is witness to the entire competition and the competition is running in one arena only.
4. Organisers may amalgamate classes of the same level at National Competitions. (For example, no division by age or gender in 1*,2*,3*)
5. Competition Organisers may select which classes they offer at National Competitions; these must be stated on the schedule. This is subject to approval by the Management Committee when the schedule is submitted. The Management Committee recommend offering as many classes as time and circumstances permit.
6. Para vaulting sections are offered in all BEV classes, (which are those that do not have a *). Competitors eligible for para vaulting classes are vaulters with a permanent physical or intellectual impairment.

To be considered for para classification:

- A PdD must be two para vaulters
- A squad must have 50% or more para vaulters

The following classes are available

1. Senior Squad 3 *	10. Young Vaulters 2*	19. GAW Foundation Squad (GR)
2. Senior Squad 2*	11. Senior Individual 2*	20. Intro B W/C Individual (GR)
3. Open Squad 1*	12. Senior Individual 1*	21. Foundation B CW or T/W Individual (GR)
4. Junior Squad 2*	13. Junior Individual 2*	22. L1 (t) T/W Individual (GR)
5. Novice Squad	14 Junior Individual 1*	22. Intro A W/W individual (GR)
6. Senior 3* Pas de Deux	15. Child Individual 2*	23. Foundation A W/W Individual (GR)
7. Junior 2* Pas de Deux	16. Child Individual 1*	24. Walk Pas de Deux (GR)
8. Open 1* Pas de Deux	17. Novice Individual	25. Walk Squad (GR)
9. Senior Individual 3*	18. Pre-Novice Individual	

Article 3 Venues and Dates of Events

1. Competition dates, with confirmed venues, must be approved by the BEV Competition Secretary, and should be submitted as early as possible, preferably in the preceding year.

Article 4 Schedules

1. Schedules must be sent to the BEV Competition Secretary more than four weeks before the Competition. Dispensation may be given for late requests.
2. All schedules must use the BEV proforma schedule and must state:
 - Venue address, post code and 'what 3 words'
 - Travel directions to venue
 - Classes that are being offered
 - Closing date for entries; provisional (nominated) and final
 - Cost of late entries.
 - Stabling availability and costs.
 - Availability and type of catering.
 - Music – in what format it should be. If required to be sent before the competition, details of when and to where it should be sent.
 - Type and Level of Qualified First Aid cover.
 - Date and time for declarations.
 - Any pertinent information (e.g. dogs not allowed?)

Article 5 Timetable

1. Participating groups must be given a timetable and their approximate starting times at the latest six days before the beginning of the competition.
2. It is recommended that a full timetable be made available after the close of declarations.
3. When a horse enters the arena more than once in the same class, if possible, there should be at least 3 horses or 4 vaulters between each occasion it enters the arena.

Article 6 Official Notice Board and Results

1. Official Notice Board must be clearly located and should display:

- the definitive timetable
- information about the Organising Committee, Technical Delegate and Judges
- name of the approved First Aid cover
- contact details of a local Veterinarian (may be more than one)
- contact details of a local Farrier (may be more than one)

NOTE: It is the horse owner's responsibility to contact vet or farrier in case of need.

2. Competitors' scores for all classes must be posted on the Official Notice Board during the Competition and final results posted as soon as possible before the prize-giving. The time of posting must be noted on the results sheet.
3. Score sheets must be available for collection by competitors after the competition prize-giving, or the end of the competition (if there is no prize-giving). See Art 19.1. In the latter case, score sheets may be given to a club representative or posted to the club secretary.
4. Competitors are responsible for their own original score sheets. BEV Competition Secretaries will keep an electronic copy of results.

Article 7 Appeals and Objections

1. In the event of any dispute, an Appeals Panel will be convened.
2. Only the owners, the trainers, the lungers or the Club nominated person (Chef d'Equipe) of a horse taking part in a Competition may lodge an objection.
3. Objections must be made to the Event Secretary in writing and accompanied by a deposit of £100 not later than one hour after the happening that gave rise to the objection. In the case of an objection to the qualification of a horse or vaulter, the objection must be made before the start of the class.
4. Unless the objection is upheld the deposit is forfeit.
5. Appeals against scoring /score room errors must be made within 24 hours of the score sheet being released. Appeals against judging errors or Rule interpretations must be made within one hour of the end of the competition. (Appeals can be made during the competition or when score sheets are posted).

Article 8 First Aid Cover

~~A minimum level of First Aid cover will be a person with a 3 day at work qualification and/or an equestrian specific First Aid qualification (may be more than one) at all competitions other than national championships, where professional first aid cover must be in place.~~

The competition organiser must ensure continuous, competent first aid cover during an event. This must be at least a 3 day first aid at work or relevant equestrian qualification. The person or persons responsible for first aid should feel confident, competent and well-practiced at that level to ensure vaulter safety. At Regional and National Championships, the same level of cover must be provided by a first aid organisation or person(s) specialised in providing first aid.

Competitions cannot start until the First Aid cover is in place. This cover must remain in place until the Competition finishes.

Article 9 Accidents

1. As soon as the Competitors and the horse have entered the competition arena nobody else is allowed to enter the arena except in the case of accidents. Any person entering the arena will incur disqualification of the competitor.

Exceptions to this are:

- in any of the BEV classes, (non * classes) where appropriate help is allowed
 - a person who is un-connected to the competitor, such as a score collector
2. In special circumstances such as an accident or high risk to vaulter or horse, the test may be interrupted, and outside help may be allowed on the instruction of Judge A.
 3. Judge A may terminate the test if the circumstances are deemed too dangerous for a vaulter and/or a horse. Termination should be recorded on the score sheet by Judge A.
 4. After an interruption, the test is recommenced on the instruction of Judge A. The duration of the interruption is recorded, and a time allowance made.
 5. Any competitor involved in an accident must follow the advice given by the approved First Aid Cover.
 6. The protocol on concussion follows FEI and BEF policy and rules.

CHAPTER II ENTRIES AND COMPETITORS**Article 10 Entries**

1. Entries must be made in writing by Club Secretaries to the Event Organiser.
2. The full entry costs must be paid by the close of entries. Failure to do so may incur elimination.
3. Entry Fees will be fixed annually by the Management Committee and are as follows for National competitions and Regional Championships:

Class	Entry Fee
Squad (3*, 2*, 1*, Novice and CAW Foundation)	£90.00
Squad (Walk)	£60.00
Pas de Deux (Senior 3*, Junior 2* & Open 1*)	£44.00
Walk Pas de Deux	£24.00
Canter Individual	£35.00
L1 and L2 Individual Foundation and Intro Individual	£20.00

4. In addition, all vaulters will pay a fee of ~~£5.00~~ £7.00 to the Competition Organiser to cover administration costs.
5. The fee for Championships running over two days will be decided annually by the Management Committee and announced on the schedule.
6. Horses, Clubs, vaulters and lungers must hold active membership of BEV to be eligible to enter and compete at any BEV competition. Competitors who are Associate members may not enter a BEV competition unless they have upgraded to Full or Youth membership. All renewals must be completed in the month preceding final entries (membership form and payment made in full). Competition Organisers are instructed to remove any entry that does not have active full membership at the date of final entries. Refund of entry fees is at the discretion of the competition organiser.

Article 11 Declarations

1. A date and time for declarations will be advised in the schedule.
2. All competitors must have been declared by the time specified in the schedule. Those who do not declare by the specified time may not be allowed to compete.
3. Clubs should nominate one responsible person to make all their declarations.
4. As a courtesy, withdrawals after declarations should be notified to the Event Organiser.
5. Refund of entry fees, on production of a vet or a doctor certificate, is at the discretion of the Event Organiser.

Article 12 Vaulters

NOTE: It is the responsibility of Competitors to ensure that they fulfil ALL criteria for the Competition and Class they have entered. Failure to do so will incur elimination.

1. Except at the **Regional and** British Championships, individual vaulters in canter classes (PN, N, 1*, 2*, 3*) may enter on two horses in any one class **at the discretion of the organiser**. Both horses will be eligible for placings.
2. An individual vaulter may compete at National competitions ~~and Regional Championships~~ on the same horse in multiple individual classes **(except at Regional and British Championships)** but only the highest level will be eligible for a placing. All others will be H.C. and these scores can only count for gaining international qualification scores for horse or vaulter. One H.C. entry can count towards qualification for a British Championship title.
3. A vaulter may move up to higher level classes and may skip up more than one level of difficulty. However, a vaulter may only move down one level of difficulty. If moving down more than one level, the vaulter must compete H.C.
4. Squad vaulters may compete in a maximum of two squads.
5. Vaulters who are entered in a canter squad 1*, 2* or 3* may not compete in **L1, L2, Foundation, Intro** or PN as an individual.
6. For a PdD to be grass roots, both vaulters must be competing individually (if they do) at highest level **Foundation or Intro**. If one or both vaulters are competing individually at PN or above they must enter the 'Open' section.
7. For a Squad to be grass roots, all vaulters bar one must be competing individually (if they do) at highest level **Foundation or Intro**. If two or more are competing individually at PN or above, they must enter competitions in the 'Open' section.
8. Vaulters from other Nations must become full members of BEV to participate at Events.
9. A vaulter can only qualify for one Regional title. Vaulters must show affiliation to the Region to qualify for a title. This can be through permanent address, temporary address (for work or education) or by regular (monthly or at least twelve times in a year) attendance and support of a club in that Region either as a coach or vaulter. It must be stated on the entry that a title is being contested. The vaulter must then be excluded from contesting other titles in that year.
10. A vaulter from any region will receive a placing rosette at a Regional Championship according to their score, but the highest placed vaulter affiliated to the Region will be awarded the Championship prize (but not necessarily a first rosette).
11. Vaulters subject to disciplinary action are not permitted to participate in International Events unless specific exemption has been granted to them by BEV.
12. Para vaulters see Art 2.
13. Vaulter Eligibility – the age of the vaulter is from the 1st January in the year of the Event.

Class	Age of Vaulters
Senior/Open Squads 1*, 2*, 3*	No limit
Junior Squads 2*	Until the end of the year of vaulter's 18th birthday
Novice Squad	No limit
Foundation Squad	No limit
Senior Individuals	From 16 years
Young Vaulters	From 16 years
Junior Individual	14-18 years
Child Individual	Until the end of the year of vaulter's 14th birthday
Novice Individual	No limit
Pre-Novice Individual	No limit
Foundation, Intro Individual	No limit
Senior Pas de Deux 3*	From 16 years
Junior Pas de Deux 2*	Until the end of the year of vaulter's 18th birthday
Open Pas de Deux 1*	No limit
Walk Pas de Deux	No limit
Walk Squad	No limit

Guidelines for Vaulters age (Individuals and Pas de Deux).

- Vaulters may compete in Child classes from the start of the year of their 12th birthday (FEI Rules) and may remain in Child classes until the end of the year of their 14th birthday. There is no lower age limit in child classes or junior pas de deux under BEV Rules.
- Vaulters may compete in Junior classes from the start of the year of their 14th birthday (but may remain in Child classes until the end of the year of their 14th birthday). They may compete in Junior classes until the end of the year of their 18th birthday. However, moving down from Junior to Child in that year is not possible at British competitions.
- Junior vaulters may compete in Senior classes from the start of the year of their 16th birthday (but may remain in Junior classes until the end of the year of their 18th birthday). However, moving down from Senior to Junior in that year is not possible at British competitions.
- Vaulters may compete in the Young vaulter classes from the start of the year of their 16th birthday and may remain in Young vaulter classes until the end of the year of their 21st birthday (FEI Rules). No upper age limit under BEV Rules.
- Vaulters should note that changing age category during the year will affect ranking scores as vaulters can only accrue points in the age category they are competing in that year and points at lower age levels cannot be carried forward.

Article 13 Vaulting Horse

1. Horse Eligibility. Horses are aged from 1st January.

Class	Horse Age
CAW Foundation Squads, all Walk Classes and Individual Classes	5 years and over
All Other Classes	7 years and over
International Events	7 years and over

2. There are no restrictions on the height of horses. For the purposes of these Rules, ponies are included as horses.
3. All breeds and types of horses are accepted.
4. Horses should be of an appropriate height and type for the size and number of vaulters competing on them.
5. All competing horses must be registered with BEV in the same name as in their passport. Competing on an un-registered horse will result in elimination from the Event. Club Secretaries should ensure that all horses are registered with BEV.
6. All horses must hold a passport and have it available for inspection at Competitions. All horses must be microchipped and vaccinated.
7. The same horse must be used for the compulsory test, free test and technical test (if applicable) of all rounds.
8. The horse may not be used for more than one Squad canter class per Competition (does not include ~~CAW~~ Foundation).
9. The horse may canter, trot or walk, to the right or to the left in any **class at any** competition. The circle should be a minimum of 15m.
10. A horse must only accrue a maximum of 8 points during any competition. Not complying with this rule will be referred to the Ground Jury, Organising Committee or Management Committee and could result in the horse being barred from the competition. See table below for horse points system.

Class	Points
1*, 2*, 3* Squads	4
Novice Squad	3 4
Foundation Squad	2
Walk Squad	1
Canter Pas de Deux	1
Canter Individual	1
Foundation B / Intro B Individual	0.5
Foundation A / Intro A Individual	0.25
Walk Pas de Deux	0.5

11. A horse's sensory hairs (around nostrils/muzzle/eyes) must not be clipped and/or shaven or in any other way removed, unless individual sensory hairs have been removed by a veterinarian to prevent pain or discomfort for the horse. The inner hair of the ears must not be clipped or shaved, unless done by a veterinarian for health reasons.

12. A horse which exhibits signs of lameness or distress can be eliminated during a Competition at the discretion of Judge A in consultation with members of the Ground Jury or after a report from a Veterinary delegate. A horse which has been eliminated for lameness may not be re-presented in the competition arena on that day.

13. Blood rules

- If the Judge at A or Event Steward suspects fresh blood anywhere on the horse during or after the test, they will stop the horse to check for blood. If the horse shows fresh blood, it may, at the discretion of the Judges and TD, be eliminated based on horse welfare grounds. If the Official, thorough examination clarifies that the horse has no fresh blood, the horse may resume and finish the test.
- If a BEV Steward discovers fresh blood in the horse's mouth at the end of the test, they will inform the Judge at A, who will eliminate the Competitive Unit.
- If a BEV Steward discovers fresh blood anywhere else on the horse's body (i.e. other than the horse's mouth) during the check at the end of the test, the Competitive Unit is not automatically eliminated. The Steward shall inform the Judge at A and the TD and they will decide whether the horse is fit to continue in the Event.

14. Horses may only be warmed up by full members of BEV aged 16 and over. Level 1 Lunging certificate is advised.

15. An approved hat must be worn during ridden warm up.

16. Horses must be allocated a number by the Event Organiser. These will be provided by the horse owner/lunger and should be attached to the outer side of the bridle during the competition ~~(or on the offside if the horse competes on left rein)~~. The identification numbers shall be on a white background; the colour of the numbers may vary.

17. All horses must be microchipped by law.

It is important that owners check that their horse has a microchip AND that this microchip is recorded on the Central Equine Database. You can check your horse's microchip at <https://www.equineregister.co.uk/home>. If it doesn't appear and your horse already has a microchip you will need to notify your PIO of the microchip number.

If your horse has not been microchipped, you will need to contact your vet to arrange for this to be done.

If your horse has a passport issued in any country outside the UK you will need to make sure that it is also recorded on the Central Equine Database, with its microchip number, within 30 days of it having arrived in the UK. If your horse has an EU passport and has been in the UK for a while, contact info@bef.co.uk or 02476 698871 to ask about how to make sure that these details are fully recorded on the Central Equine Database.

18. It is a requirement that all horses have up to date vaccinations as follows

- An initial course of two injections for primary vaccination, not less than 21 days and not more than 60 days apart, are required before being eligible to compete.
- A first booster injection must be given between 120 and 180 days after the second injection of primary vaccination.
- Subsequent booster injections must be given at regular intervals of not more than 12 months, commencing after the first booster injection.
- The most recent booster injection must have been given within 12 months prior to the horse competing under BEV Rules.
- The full course or booster must have been administered at least seven days before arriving at the competition.

Horses being found without adequate and up to date vaccinations will not be allowed to compete until they comply with the above requirements.

The registration of any horse found in breach of this rule will be suspended until rectified.

Article 14 Lunger

NOTE: It is the responsibility of Competitors to ensure that they fulfil ALL criteria for the Competition and Class they have entered. Failure to do so will incur elimination.

1. Lungers taking part in competitions must be full members of BEV and be over the age of 18.
2. The same lunger should lunge all tests. For reasons such as illness or injury, certified by a medical doctor or the First Aid cover, a reserve lunger or the lunger of another entered horse may be substituted after the competition has started.
3. Lungers wishing to participate overseas at any level must have a BEV Level 2 Lunging certificate, or equivalent, lodged with BEV.
4. Lungers subject to a disciplinary action are not permitted to participate in International Events unless specific exemption has been granted to them by BEV.

Article 15 Salute

~~In all tests, competitors must salute Judge A, as a matter of courtesy, before and after each test.~~

1. The Vaulters and the Lunger, together with the Horse, must salute Judge A from the centre of the competition circle ~~before and after each test.~~
2. Elimination for failure to salute is at the discretion of Judge A.
3. Judge A shall acknowledge the salutes.

~~The Vaulters and the Lunger, together with the Horse, must salute Judge A from the centre of the competition circle.~~

4. The side reins/3 point reins may be unfastened before the final salute on the circle, from the centre of the competition circle or at the latest, the reins must be unfastened immediately upon exiting the competition arena. Failure to do so will incur a warning from the Steward.
5. Vaulters should exit the competition circle ahead of the horse after their final salute.

Article 16 Dress

1. The dress of Squad, Individual, and Pas de Deux Vaulters must not hinder the movement of the Vaulters or the safe interaction between Vaulters during the performance.
2. Dress must in no way compromise the safety of either Vaulters or Horse.
3. Dress must not conceal the form and line of the Vaulters' body during the performance in order not to hinder the judging of the exercises.
4. Trousers must be secured to the foot. ~~and skirts may only be worn over tights or leggings~~
5. Dress must be form-fitting and all articles of clothing, or parts thereof, must remain attached at all times.
6. All decorative accessories must be made of soft or cloth-like and/or pliable material.
7. Props are strictly forbidden in the arena.
8. Dress must not give the effect of nudity.
9. Individual vaulters under the age of 12, and those competing in Child classes may not have any parts of their dress in skin coloured or transparent fabric, except for the arms ~~and legs.~~
10. ~~Vaulters under the age of 18 may only wear skirts over leggings, or tights AND shorts.~~
11. Shoes must be worn, and only soft-soled shoes are permitted.
12. Each Squad vaulter must wear an easily visible number, 10 to 12 cm in size, on the outer arm, outer leg or on the back.
13. During the performance, the Individual Vaulters must wear a number provided by the Competition Organiser, easily visible on the outer arm or outer leg.
14. Contravention of any clause in this article will result in a one point deduction from the artistic score in the free test, or a warning from Judge A in the compulsories.

Article 17 Equipment for the Vaulting Horse

All equipment must be used without changing the purpose of its manufactured state. The use of any other equipment than described below, may entail elimination.

Stewards are appropriately trained and will use their knowledge to regularly check noseband fitting, type of bit being used and what is under the pad. All lungers and coaches must expect to be checked and must comply with steward requests and decisions on this matter.

Side reins/3 point reins must be fitted in such a way that the horse is not forced to carry his head behind the vertical, when on the contact. Stewards and judges will be watching for this, will be expected to stop this from happening, and their advice must be followed.

The equipment in the Competition Arena will be as follows:

1. Bridle with noseband.

- 1.1. Except for the buckles and padding the bridle and noseband must be made entirely of leather or leather-like material. Padding is allowed on bridles. Nylon or other non-metal material may be used to reinforce leather in the headstall but must not be in direct contact with the horse. Elastic inserts are permitted in the crownpiece and cheek pieces only and must not be in direct contact with the horse or the bit.
- 1.2. A browband is required, and except for the parts that attach to the bridle, is not required to be made of leather or leather-like material.
- 1.3. The crownpiece of the bridle must lie immediately behind the poll and may extend forward onto the poll but must not be fitted to lie behind the skull.
- 1.4. A throatlash is required except when the combined noseband or Micklem bridle are used.
- 1.5. All nosebands need to be correctly fitted.
- 1.6. A plain snaffle bridle is required to be used with a regular cavesson noseband, a dropped noseband, a flash noseband, a crossed noseband, a combined noseband or a Micklem or similar design of bridle.
- 1.7. Nosebands must be flat. Leather, sheepskin or similar material may be used on any part of the bridle providing the material does not exceed three centimetres in diameter measured from the horse's skin.

2. Snaffle Bit. The Snaffle bit must have a smooth surface. Twisted and wire bits are prohibited. Bits must be made of metal, rigid plastic, or durable synthetic material and may be covered with rubber/latex. Bits must not place mechanical restraint upon the tongue. The diameter of the mouthpiece of the snaffle must be such so as not to hurt the Horse. Snaffles must have a minimum diameter of twelve millimetres (12 mm) for horses and ten millimetres (10mm) for Ponies. The diameter of the mouthpiece is measured adjacent to the rings or the cheeks of the mouthpiece.

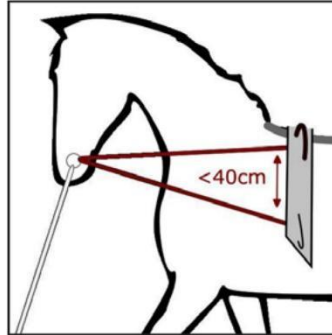
- 1.1. Snaffle bits may be used with loose ring, D-Ring, and Eggbutt cheeks. Single or double jointed snaffles may also be used with upper or lower cheeks, or full cheeks. Loose rings may have a sleeve fitted around part of the ring.
- 1.2. Flexible rubber or synthetic mouthpieces are permitted. Unjointed mouthpieces must be flexible.
- 1.3. A snaffle may have up to two joints. A barrel or ball joint is permitted as the centre link in a double-jointed snaffle, however, the surface of the centre piece must be solid with no moveable parts other than a roller. The centre link may be tilted in a different orientation from the mouthpiece but must have rounded edges and may not have the effect of a tongue plate.
- 1.4. A double-jointed snaffle or snaffle with rotating mouthpiece may be shaped to allow tongue relief. The maximum height of the deviation is 30mm from the lower part of tongue side to the highest part of the deviation. The widest part of the deviation must be where the mouthpiece contacts the tongue and must have a minimum width of 30mm. The mouthpiece of a jointed or unjointed snaffle may be shaped in a curve within the dimensions specified above.

2. Rubber bit guards are permitted.

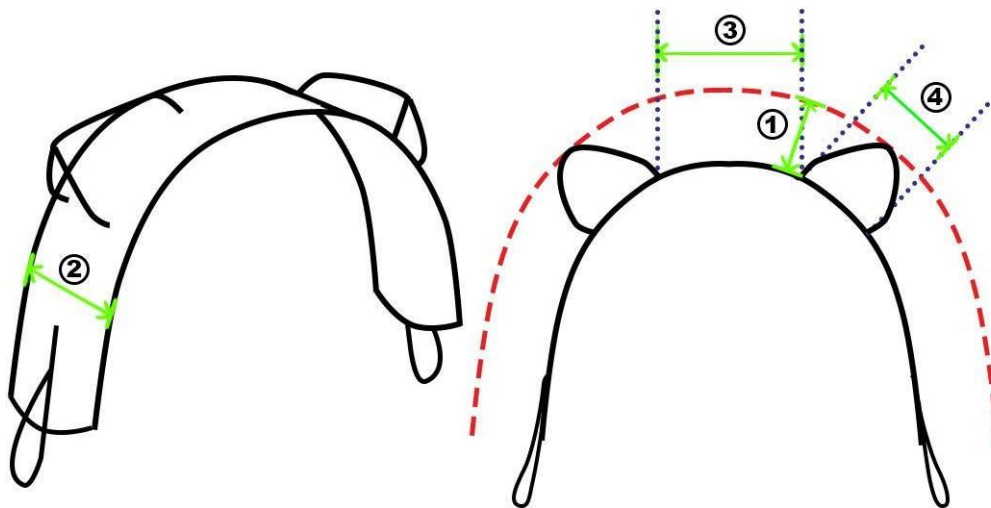
3. Lunge cavessons may be used instead of a bridle. They can be used with or without a snaffle. If

used with a snaffle they must adhere to the rules above.

4. Two side reins or 3 point reins, are permitted. 3 point reins are attached from the surcingle through the bit (or lunge cavesson) rings back to the surcingle on the same side. The distance between the two attached points (top and bottom) on each side of the surcingle must not be greater than 40 centimeters. The 3 point reins must be adjustable only as per manufacture and any homemade modification of the adjustments of the 3 point reins (for example making a knot) is not permitted. Standing reins or auxiliary reins are not permitted.



5. Vaulting surcingle with underpad and girth. (description and Measurements, see diagram). Under the girth an underpad and/or pieces of sheepskin may be used for skin protection. The surcingle has two solid handles with two loops, one on each side. One short extra strap made of leather, may be fixed between the inner edges of the right and left handle. This strap may be wrapped with material suitable to provide protection from injury.



1. Maximum distance measured from flat face of surcingle to outer point of handles 180mm.
2. Maximum width of weight bearing flat face of surcingle to be no greater than 180mm.
3. Maximum distance between the right-hand side and left-hand side surcingle handles 240mm.
4. Maximum distance between the centre of the top and bottom fixing points on surcingle handles 280mm.

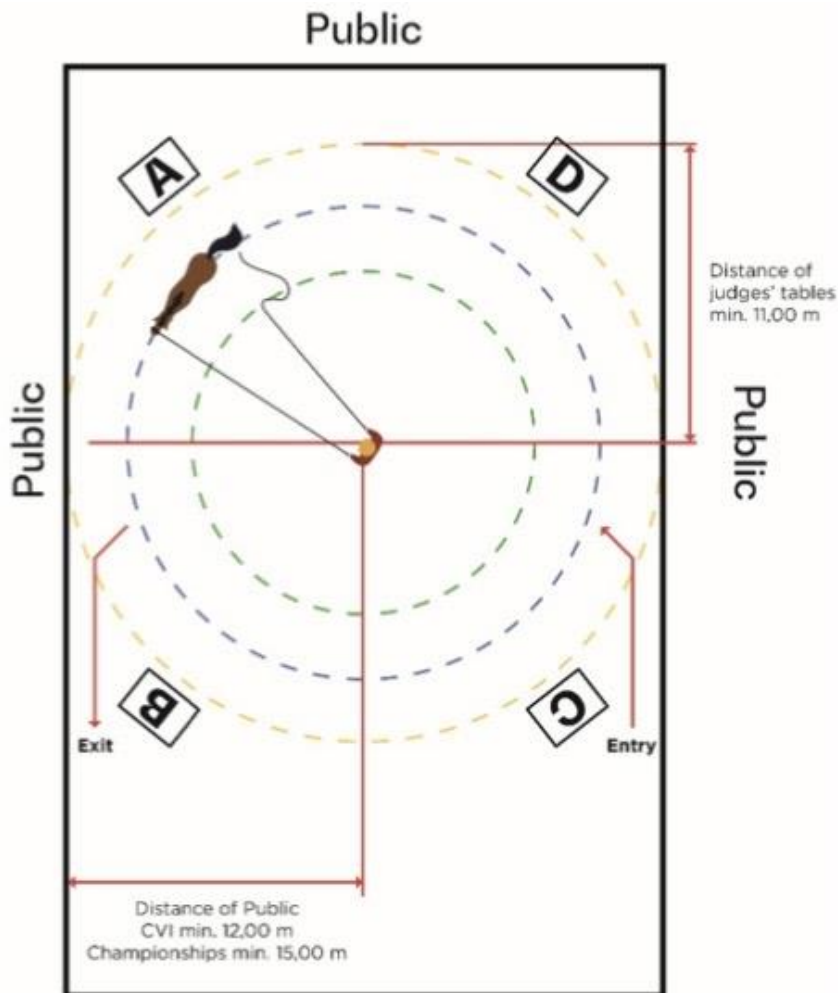
Note - these are the maximum dimensions, smaller dimensions are acceptable and a tolerance of 20mm will be accepted.

6. Lunge line is mandatory and must be attached to the inner ring of the bit (not over the head or to the outer ring of the bit) or to the lunge cavesson.
7. ~~Bandages and/or~~ Brushing/overreach boots are optional. Hoof boots are allowed. **Bandages are not permitted.**

8. Ear hoods and plugs are permitted for all Events and may also provide noise reduction and must allow the ears to move freely. Ear hoods must not cover the horse's eyes. The ear hoods should be discreet in colour and design. Ear hoods may not be attached to the noseband.
9. Back pad is mandatory and must be made from a material which conforms itself to the Horse's back and reduces the impact of external forces (by the Vaulters). One gel pad is allowed in addition to the back pad.
10. The back pad, which may be checked by the Steward and/or a Judge at any time on the Horse must have the following dimensions: non-compliance will result in elimination from the competition.
 - Max. 80 cm from the back edge of the surcingle to the back
 - Max. 30 cm from the front edge of the surcingle to the neck
 - Max. 90 cm from side to side the lowest point to the lowest point
 - If checked on the Horse, the allowed tolerance may not exceed 3cm, i.e. 93 cm
 - Max. 4.0 cm thick including cover
 - Max. total length 1.10 m
11. The Lunger must use a lunging whip.
12. The equipment in the warm-up arena can include the following:
 - Auxiliary reins are allowed.
 - Double bridle is allowed when riding.
 - Side Reins, 3 point reins and/or auxiliary reins must not be fastened in place for an excessive period. The Horse must be allowed to move freely for a period of time before the reins are reattached.
 - Lunge rein must be attached to the inner ring of the bit or to the lunge cavesson.
 - Double lunge/long reining is allowed, when the lunge line is attached in a way that it is only being used as a long rein (attached to the ring of the bit). A double lunge line may not be used as a draw rein.
13. The equipment may be changed for the Compulsory test, Free test or Technical test, 1st and 2nd round.

Article 18 The Arena

1. The Competition space in the arena should be at least 20m x 25m.
2. The arena surface must be of a suitable material.
3. When a Competition is held indoors, the height must be at least 5m.
4. The public must be at least 11m away from the centre of the lunging circle.
5. One practice area is compulsory and should be at least 20m x 20m. It is recommended that there should be three or more practice circles of an appropriate size.
6. It is recommended that the judges are placed on a raised dais about 50-60cm above the arena.
7. The judges' tables should be at least 11m but preferably 14m away from the centre of the circle. The public should be an adequate distance from the judges.



CHAPTER III SPECIAL CONSIDERATIONS

Article 19 Prize-Giving at National Competitions and Regional Championships

1. At Regional and British Championships, the prize-giving ceremony should be given importance and should be in the arena with maximum ceremony. Arena 1 and Arena 2 prize-giving may be held separately. At National competitions, a prize-giving ceremony for Arena B classes can be held at the discretion of the competition organiser. If there is to be no official prize-giving for Arena B classes, the Event Organiser should notify all competitors of this. A prize-giving ceremony for Arena A classes must take place.
2. It is recommended that if horses are required to parade, Clubs should be notified prior to prize-giving. If horses are requested to be presented, they should wear a bridle. Horses invited to prize-giving should be kept separate from the vaulters in the interests of safety.
3. All vaulters must receive a rosette.
4. Lungers should receive rosettes.
5. A prize for 'Best Horse' in any category is at the discretion of the Event Organiser and should be based on the highest final score with one competitor.
6. Permission from the Event Organiser or Technical Delegate must be obtained if a competitor needs to leave before prize-giving. Every effort should be made to attend prize-giving but if this is not possible then a representative should be nominated.

Article 20 Abuse of the Horse, Equine Anti-Doping and Controlled Medication

1. The General Regulations and Veterinary Regulations of the FEI apply. It is the responsibility of the horse owners, trainers and lungers to familiarise themselves with these rules.
2. Each person who becomes a Member of BEV agrees to be bound by the BEF Equine Anti- Doping and Controlled Medication Rules ("BEFAR"). Copies of BEFAR and copies of the Equine Prohibited Substances List are available at www.bef.co.uk. Accordingly, by becoming a member such person shall be deemed to have agreed:
 - a) to be bound by, and to comply strictly with, BEFAR;
 - b) to submit to the authority of the BEF and/or of BEV to apply, police and enforce BEFAR;
 - c) to provide all requested assistance to the BEF and BEV (as applicable) in the application, policing and enforcement of BEFAR, including (without limitation) cooperating fully with any investigation, results management exercise, and/or proceedings being conducted pursuant to BEFAR in relation to any potential Anti- Doping or Controlled Medication Rule Violation(s), except where the FEI has jurisdiction over the potential Anti-Doping or Controlled Medication Violation.
 - d) to submit to the exclusive jurisdiction of any BEF first instance Hearing Body convened under BEFAR, to hear and determine charges and related issues arising under BEFAR
 - e) to submit to the exclusive jurisdiction of any Sports Resolution UK Panel convened under BEFAR to hear and determine appeals made pursuant to BEFAR; and
 - f) not to bring any proceedings in any court or other forum that are inconsistent with the foregoing submission to the jurisdiction of the BEF first instance tribunal, and Sports Resolution UK.

Article 21 Officials

1. Classification of Judges:
 - FEI 4* Judge
 - FEI 3* Judge FEI 2* Judge
 - BEV N - British National Judge or National Judge from another Country approved by BEV
 - BEV NC - British National Candidate Judge

2. Minimum requirements for Judges:

(Unless previously agreed by the Management Committee).

	National Competitions & Regional Championships	British Championships & Selection Trials
Walk Classes	1 BEV NC	2 BEV N
C/W, T/W, W/C, Foundation, Intro Pre-Novice and Novice Classes	2 BEV NC	2 BEV N
1* Classes	2 BEV NC	1 FEI 3* + 1 FEI 2* + 2 BEV N
2* Classes	2 BEV NC	1 FEI 3* + 1 FEI 2* + 2 BEV N
3* Classes	2 BEV NC	1 FEI 3* + 1 FEI 2* + 2 BEV N

3. Distribution of Judges

On behalf of the Competition Organiser, the most senior British Judge on a Jury at a competition will decide the judge table rotations for the classes during the event.

Four Judges available

Judge A Horse
Judges B & D Technique
Judge C Artistic

Three Judges available

Judge A, B and C and Judge B scores are doubled.

Two Judges available

Judge A Horse and Technique
Judge B ~~Artistic and Technique~~ Horse and Artistic

4. All British vaulting judges must be approved by the Management Committee and must be full members of BEV
5. To upgrade, National Candidate judges are required to attend an accreditation procedure, as laid down by the Management Committee.
6. Candidate & National Judges must attend FEI Seminars and/or relevant CPD at least every two years.
7. All Judges must submit a log of competitions judged and Seminars/CPD attended to the Management Committee by 31st December each year.
8. The president of the Ground Jury has the right to reject or amend the scores of a National Candidate Judge at a Competition. A National Candidate Judge should not form part of the Ground Jury at the British Championships or at Selection Trials.
9. A correctly briefed writer must be provided for each Judge and a timekeeper must be provided for Judge A if required.
10. Writers and timekeepers must be over 16 years old.
11. Technical Delegates must be approved by the Management Committee and must be full members of BEV.
12. The Management Committee can provide a list of approved Officials.

CHAPTER IV TIMING AND SCORING

Article 22 Timing/Bell

1. Within 30 seconds after the signal (bell) is given to enter the arena, competitors must salute.
2. Before beginning the performance, the horse should move out onto the circle. The lunger may lead the horse out but this will earn a lower score. It is permitted for the horse to halt, walk and/or canter before showing the trot round. The horse must show a minimum of a quarter of a circle in working trot to be assessed by the judges. Judge A rings the bell when the horse is assessed fit to compete. At the latest 30 seconds after the bell following the trot, the first exercise must begin.
3. The time allowed for the Individual Free Test begins when the vaulter touches the surcingle, the pad or the horse and ends with the time limit. ~~When a mount is in halt, walk or trot, the time starts when the vaulter is on the pad and the horse is in the correct pace for the vaulter to perform the Test.~~ The judging ends when the vaulter touches the ground after the final dismount. Only exercises already in progress when reaching the time limit may be finished and will be included in the evaluation for Technique and Artistic Scores.
4. The time allowed for the Squad or Pas de Deux Free Test begins when the first vaulter touches the surcingle, the pad or the horse and ends with the time limit. ~~When a mount is in halt, walk or trot, the time starts when the first vaulter is on the pad and the horse is in the correct pace for the vaulter to perform the Test.~~ The judging ends when the last vaulter touches the ground after the final dismount. Only exercises already in progress when reaching the time limit may be finished and will be included in the evaluation for Technique and Artistic Scores.

5. For Individuals there is no time limit for the Compulsory Test. If more than one vaulter is starting on the same horse, the next vaulter may enter the circle and begin their performance immediately after the Vault-Off of the previous vaulter, without waiting for a signal.
6. A bell is used by Judge A to signal to the competitors. It is used on the following occasions:
 1. To give the signal for the competitor(s) to enter the arena (Judge A should stand up). This may be before the previous horse has exited the arena.
 2. To give the signal to start the Test.
 3. To interrupt the Test to solve any issue with the music (music not starting etc).
 4. To announce the end of the time allowed.
 5. To signal that the time and music is stopped after a fall and the Vaulter is unable to continue immediately or to return to the line. The Test must be continued within 30 seconds after the signal to resume.
 6. To give the signal to stop a competitor or performance when the horse shows any signs of irregularity or lameness. Side reins or draw reins (running reins) may be removed and the horse re-assessed on the trot circle. If the judge terminates the performance, then the horse may not be re-presented in the competition arena on that day.
 7. To give the signal to stop a competitor or performance when the horse is a danger to the vaulters.
 8. To give the signal to stop a competitor or performance in unforeseen circumstances, this includes repair or adjustment of equipment, or any other situation requiring immediate attention. The timing and the music is stopped. The Test must be continued within 30 seconds after the signal to resume.
 9. To give the signal by prolonged and repeated ringing that the competitor has been eliminated.
 10. After an interruption, the clock starts again when the vaulter touches the surcingle, the pad or the horse.
 11. In unclear situations Judge A, the lunger and/or the vaulter may communicate.
7. Maximum time limits for compulsories and freestyle are shown in the table below:

	Compulsories	Freestyle	Technical Test
Senior Squad 3*, 2*, Junior Squad 2*	6 minutes	3.5 minutes	NA
Open Squad 1*	6 minutes	3 minutes	NA
Novice Squad	No limit	3 minutes	NA
CAW Foundation Squad	No limit	3 minutes	NA
Senior Pas de Deux 3*	N/A	2 minutes	NA
Junior Pas de Deux 2*	N/A	1.5 minutes	NA
Open Pas de Deux 1*	N/A	1.5 minutes	NA
3* and Young Individuals	No limit	1 minute	1 minute
2*, 1* and Novice Individuals	No limit	1 minute	N/A
Intro B and Pre-Novice Individuals	No limit	1 minute (from vaulter on pad, in canter with the correct lead)	N/A
Walk Pas de Deux	N/A	1.5 minutes	NA
GR Individuals (except L2b)	No limit	1 minute (from on pad in correct pace)	NA
Walk Squad	N/A	3 minutes	NA

Article 23 Scoring

Information on scoring is available in the FEI Guidelines

The following marks are applicable for the Compulsory Exercises, the Free Test and Technical Test:

10 excellent	4 insufficient
9 very good	3 fairly bad
8 good	2 bad
7 fairly good	1 very bad
6 satisfactory	0 not executed or because of deductions
5 sufficient	

Score of 0:

- For each Compulsory exercise omitted or part of an exercise not performed.
- For each Compulsory exercise shown by a vaulter in the wrong order and not corrected.
- For repeating a Compulsory exercise twice.
- For re-taking the grips twice.
- For each exercise or part of an exercise performed in trot (when the test should be in walk or canter).
- For turning the scissors in the wrong direction.
- For each Compulsory exercise started after the time limit.
- For coming off the horse during a Compulsory exercise without the prescribed dismount.
- For all Compulsory exercises of a vaulter when they perform the vault-on with assistance in 1*, 2*, 3* squads.
- For not dismounting in the prescribed pace when the dismount is scored with a compulsory move. (e.g. for dismounting in any pace other than canter in Novice, the leg changes will incur a score of 0).
- For not raising the arm within 3 strides after the leg in flag in Novice compulsories. (wrong move performed).

Article 24 Horse Score

1. Judging of the horse begins with entering the arena and ends with the final dismount.
2. If more than one Individual vaulter or Pas-de-Deux is on one horse, the general impression of the Entry, Salute and Trot Round will be considered for all vaulters on that horse.
3. Criteria for scoring the horse in canter classes, see FEI Guidelines.
4. Criteria for scoring the Horse in Walk and Trot, see Appendix A.

Article 25 Exercise Score

1. In the Compulsory Test, all required exercises get a score.
2. In the Technical Test, the required technical exercises get a score. The performance of additional exercises will be scored separately.

Criteria for scoring the Exercises, see FEI Guidelines.

Article 26 Technique Score

1. In the Technique Score the Difficulty (if demanded in the test) and the quality of the Free Style Exercises (the Performance) are scored.
2. Judges scoring Technique must write down the degree of difficulty of all exercises in 2* and 3* classes and their performance deductions on the score sheet.

Criteria for scoring the Technique, see FEI Guidelines.

Article 27 Artistic Score

In the Artistic Score the structure and the choreography of the test will be scored.

Criteria for scoring the Artistic, see FEI Guidelines.

1*, 2*, 3* will be judged as in FEI guidelines. All other classes will be judged according to FEI child 1* guidelines.

CHAPTER V SQUAD VAULTING COMPETITION

Article 28 General

1. Walk, ~~CAW~~ Foundation, Novice and 1* Squads are composed of four, five or six vaulters accompanied by the lunger and horse (and assistants as allowed).
2. 2* and 3* Squads are composed of six vaulters.
3. 2* and 3* Squads shall follow FEI rules for 2* and 3* Squad.
4. 1* and Novice Squads shall follow FEI rules for 1* Squad (apart from mounts in Novice).
5. Walk and ~~CAW~~ Foundation Squads shall follow BEV Rules.
6. Vaulters may vault in a maximum of two Squads at the same or different levels, but each Squad must have less than 50% vaulters from another Squad.
7. The Squad vaulting competition consists of two Tests, the Compulsory Test and the Free Test. Walk squad consists of Free Test only.
8. All vaulters must perform all tests. When squads are less than six vaulters the Compulsories will be averaged by the number of vaulters present. ~~In the Free Test, for each vaulter less than six there will be a deduction of one mark in the Artistic score.~~
9. The Compulsory Test and the Free test must be separated by an interval of at least one hour except for ~~CAW~~ Foundation squads where the Free Test may follow immediately on from the Compulsory Test.
10. The mount in the Compulsory Test is not scored in ~~CAW~~ Foundation or Novice Squads. It is recommended that an assistant be present to help vaulters mount. Deductions of -1 in basic seat will be made for:
 - 1) Taking more than four strides to begin seat astride after leaving the ground. This is to ensure the welfare of the horse.
 - 2) Mounting with poor technique that adversely affects the horse.
 - 3) Not mounting in the prescribed pace (Novice must be in trot or canter).
11. Unassisted mounts in the Novice Free Test will be scored.
12. It is recommended that the Compulsory and the Free Test be performed to music.

Article 29 Rounds

	Test 1	Test 2
Senior Squad 3*	Squad Compulsory Test 3	Squad Free Test 2
Senior and Junior Squad 2*	Squad Compulsory Test 2	Squad Free Test 2
Open Squad 1*	Squad Compulsory Test 1	Squad Free Test 1
Novice Squad	Squad Compulsory Test N	Squad Free Test 1
CAW Foundation Squad	Squad Compulsory Test L4 Foundation	Squad Free Test W
Walk Squad	No Compulsory Test	Squad Free Test W

Article 30 Squad Compulsory Tests

1*, 2* and 3* Compulsory exercises are described in FEI Guidelines.

The Vaulters with the number 1 begins, number 2 follows, etc.

1. Exercises to be shown in the Squad Compulsory tests are listed below:

Squad Compulsory Test 3 ~~(Rein of your choice)~~

1. Vault on
2. Flag
3. Mill
4. Scissors Forwards
5. Scissors Backwards
6. Stand
7. First part of Flank, push off to the inside ~~(back to seat astride)~~
8. ~~Swing off to the outside from seat astride~~

Squad Compulsory Test 2 ~~(Rein of your choice)~~

1. Vault on
2. Basic Seat
3. Flag
4. Mill
5. Scissors Forwards
6. Scissors Backwards
7. Stand
8. First part of Flank followed by simple dismount to inside

Squad Compulsory Test 1 ~~(Rein of your choice)~~

1. Vault On
2. Basic Seat
3. Flag
4. Stand
5. Swing Forwards
6. Half Mill
7. Swing Backwards, followed by simple dismount to inside

Squad Compulsory Test N ~~(Rein of Your Choice)~~ See Appendix B

Mount in trot or canter; may be assisted; will not be scored. Deduction -1 from basic seat for mounting in walk or halt.

1. Basic Seat
2. Flag (NO deduction for arm raised after the leg within 3 strides). No return to seat astride
3. Free Kneel (arms as in FEI guidelines)
4. Swing forward
5. Leg Changes to the count of ~~a minimum of~~ four canter strides with simple dismount to the inside in canter (dismount scored with leg changes)

Squad Compulsory Test **Foundation** ~~(Rein of Your Choice)~~ See Appendix B

1. Basic Seat (Arms by sides, palms in, fingers straight)
2. Bench
3. Leg changes as follows: Outside leg to inside side-saddle seat to the count of ~~a minimum of~~ four canter strides then return to seat astride in rhythm of ~~a minimum of~~ four canter strides. Repeat with the other leg. Simple dismount to the inside (Dismount is not scored)
- 4.

Article 31 Squad Free Test

1. In the Free Test the vaulters have the opportunity to show their artistry. They may plan an original programme around their own capabilities, ideas and specialties in single, double and triple free-style exercises.

2. No more than three vaulters may be on the horse at one time. At least two vaulters must remain in contact with the horse, otherwise these exercises are not scored.
3. Each vaulter must perform at least one exercise.
4. A Free Test consists of static and dynamic exercises. To be counted in the degree of difficulty a static exercise must be held for a minimum of three canter strides. A dynamic exercise should only be counted in the degree of difficulty if, in its execution, the vaulter's centre of gravity is displaced other than in the direction of the effect of gravity.
5. The performance is to take place with the horse and therefore no exercises or dance moves on the ground are allowed. Elimination for non-compliance is at the discretion of the Ground Jury.
6. Squad Free Tests are listed below:

Squad Free Test 2 Senior ~~(Rein of your choice)~~

A Squad Free Test 2 includes single, double and triple exercises **and no more than 1/3 of the time should be with three vaulters on the horse**. 25 free style exercises will be considered.

Performed in canter.

Squad Free Test 2 Junior ~~(Rein of your choice)~~

A Squad Free Test ~~4~~ **2** may include single, double and triple exercise, with a maximum of 6 static triple exercises and no more than 1/3 of the time allowed with three vaulters on the horse.

20 free style exercises will be considered.

Performed in canter.

Squad Free Test 1 ~~(Rein of your choice)~~

A Squad Free Test 1 includes single and double exercises. A maximum of two vaulters are allowed on the horse at any one time.

There is No Degree of Difficulty.

There is no limit on the number of moves performed.

Performed in canter.

Squad Free Test W ~~(Rein of your choice)~~

A Squad Free Test W includes single, double and triple exercise, **with a maximum of 6 static triple exercises and no more than 1/3 of the time allowed with three vaulters on the horse**.

There is No Degree of Difficulty.

There is no limit on the number of moves performed.

Supported jumps on the horse allowed.

Performed in Walk.

Article 32 Scoring of the Squad Free Test

NOTE: No points awarded for repetition of exercises or exercises from any Compulsory Test

Scoring Degree of Difficulty, see FEI Guidelines

The exercises are divided, according to their difficulty, into three levels. Exercises are described in FEI Code of Points

Scoring Performance:

- Fall, see FEI Guidelines.

CHAPTER VI THE INDIVIDUAL VAULTING COMPETITION

Article 33 General

1. The individual vaulter is accompanied by the lunger and the vaulting horse. Outside assistance is not allowed except in ~~L1, L2, Pre-Novice, Novice and Para Vaulting~~ and BEV classes.
2. The Compulsory Test, Free Test and Technical Test must be shown on the same horse in all rounds.
3. All participants on the same horse must perform the Compulsory Test, the Technical Test and the Free Test in the same running order.
4. The Compulsory Test, the Technical Test and the Free Test must be separated by an interval of at least one hour unless dispensation is sought from the Management Committee. (Exception ~~L1 and L2 Foundation and Intro~~)
5. When more than one vaulter is starting on the same horse, the next Competitor may only enter the circle when the previous vaulter lands the dismount. An earlier entry will incur elimination of the incoming vaulter.
6. It is recommended that the Compulsory and Free Test be performed with music.
7. Vaulters may move between **competition** levels ~~of difficulty~~ as follows:
 - move up one or more Levels
 - move down one Level but must compete at the highest level class done that year, at Regional and British Championships
 - move down more than one Level but must compete H.C.
 - compete H.C. at any Level
8. Competing H.C. excludes the vaulter from being placed in results, receiving prizes, being awarded titles or gaining points for rankings. H.C. results can count to gain international qualification scores for horse or vaulter. One H.C. entry can count towards qualification for a title at the British Championships for a vaulter.
9. In order ~~of degree~~ of difficulty, the Individual Vaulting Competition consists of the following tests:

Class	Round 1		
Senior 3*	Compulsory Test 3	Tech Test	Free Test 2
Young Y2*	Compulsory Test 2	Tech Test	Free Test 2
Senior/Junior/Child 2*	Compulsory Test 2	Free Test 2	
Senior/Junior/ Child 1*	Compulsory Test 1	Free Test 1	
Novice	Compulsory Test N	Free Test 1	
Pre Novice	Compulsory Test PN	Free Test PN	
L2(b) Intro B	Compulsory Test L2 Intro	Free Test PN	
L1(b) Foundation B	Compulsory Test L4 Foundation	Free Test Walk 2	
L1(t)	Compulsory Test L4	Free Test W	
L2(a) Intro A	Compulsory Test L2 Intro	Free Test Walk 2	
L1(a) Foundation A	Compulsory Test L4 Foundation	Free Test Walk 1	

Article 34 Individual Compulsory Test

1. For 1*, 2* and 3*, the compulsory exercises are described in the FEI Guidelines.
2. All vaulters performing on the same horse enter the arena together. No one else, other than the lunger (and a bunker and leader for the horse in BEV classes), may enter the arena ~~(except in BEV classes – WAW, TAW, CAW, W/C, Pre Novice, Novice and Para)~~. All Vaulters must follow one another without waiting for the bell, in the order they are in the programme.
3. Where multiple vaulters are competing in the same class on the same horse, the lunger can request for vaulters to be split up to minimize the impact on the horse. This should be requested when final entries are submitted. If possible, this separation should be given a suitable break as per the Rules, of three horses or four vaulters.
4. No Time Limit in the Compulsory Test for Individuals.
5. The mount in the Compulsory Test is not scored in BEV Classes. Assisted mounts are encouraged (and mandatory at PN and below) and will not be scored. Deductions will be made from the basic seat score for:
 - 1) Taking more than four strides to begin basic seat after leaving the ground. This is to ensure the welfare of the horse.
 - 2) Mounting with poor technique that adversely affects the horse.
 - 3) Not mounting in the prescribed pace (trot or canter in Novice).

Exercises to be shown in the Individual Compulsory Test are listed below:

Individual Compulsory Test 3 (Rein of your choice)

1. Vault on
2. Flag
3. Mill
4. Scissors Forwards
5. Scissors Backwards
6. Stand
7. First part of Flank (back to seat astride)
8. Swing off to the outside from seat astride

Individual Compulsory Test 2 (Rein of your choice)

1. Vault on
2. Basic Seat
3. Flag
4. Mill
5. Scissors Forwards
6. Scissors Backwards
7. Stand
8. First part of Flank followed by simple dismount to inside

Individual Compulsory Test 1 (Rein of your choice)

1. Vault on
2. Basic Seat
3. Flag (no return to seat astride)
4. Stand
5. Swing Forwards
6. Half Mill
7. Swing Backwards followed by simple dismount to inside

Individual Compulsory Test N ~~(Rein of Your Choice)~~

All compulsories to be ~~a minimum of four canter strides~~ – See Appendix B for Guidelines
Mount must be in trot or canter. It may be assisted but will not be scored. Deduction -1 from basic seat for mounting in walk or halt.

1. Basic Seat
2. Flag (NO deduction for arm raised within 3 strides after the leg). No return to seat astride
3. Free Kneel (arms up as in FEI guidelines)
4. Swing forward
5. Leg Changes with simple dismount to the inside in canter (dismount scored with leg changes)

Individual Compulsory Test PN ~~(Rein of Your Choice)~~ – See Appendix B for guidelines

All compulsories to be ~~a minimum of four canter strides (except #3 press up)~~

Mount can be in any pace ~~and must be assisted. It may be assisted but will not be scored.~~
~~Deduction -1 from basic seat for mounting in walk or halt.~~

1. Basic seat
2. Flag without arm. Return to bench before seat astride.
3. Swing to press up, hold for a minimum of two canter strides, return to seat astride
4. Leg changes. Dismount ~~is not scored and can be~~ in any pace. ~~is not scored.~~

Individual Compulsory Test ~~L2 Intro (Rein of Your Choice)~~ See FEI Guidelines

All compulsories to be ~~a minimum of four walk steps~~

1. Basic seat
2. Flag (no return to seat astride)
3. Stand
4. Mill

Individual Compulsory Test ~~L4 Foundation (Rein of Your Choice)~~ - See Appendix B for Guidelines

All compulsories to ~~a minimum of four canter strides/trot steps (Foundation B) (L1b) or a minimum of four trot steps (L1t), or a minimum of four walk steps (Foundation A) (L1a)~~

1. Basic Seat (Arms by sides, palms in, fingers straight)
2. Bench
3. Leg changes as follows: Outside leg to inside side-saddle seat return to seat astride. Repeat with other leg. Simple dismount to the inside (Dismount is not scored.)

Article 35 Technical Test

See FEI Guidelines

Article 36 Individual Free Test

1. The lunger, horse and all vaulters in that class performing on the same horse enter the arena at the same time. ~~Assistants A bunker and leader~~ may enter the arena in BEV Classes.
2. A Free Test consists of static and dynamic exercises. A static exercise must be held for a minimum of three canter strides (or a minimum of three walk steps in walk classes).
3. In any Free Test - due to high level of risk - the top of the vaulter's head must not be below the bottom of the stirrup. Performing this move will result in elimination from the class.
4. Free Test 2. ~~(Rein of your choice)~~
See FEI Rules and Guidelines for Individual Free Test.
5. Free Test 1 ~~(Rein of your choice)~~
See FEI Rules and Guidelines ~~and~~ for Individual Free Test (No Degree of Difficulty).
6. Free Test ~~4 N (Rein of your choice)~~.

- a. One minute Freestyle in canter. Assisted mounts are permitted but will not be scored. Unassisted mounts will be scored.
- b. ~~D and R moves are not permitted and performing these moves will result in a deduction of 1~~

point from the technique score.

- c. The emphasis is on Performance, Artistic value and Harmony with the horse. There will be no score for Difficulty.
- d. Scored as 1* except for mount

7. Free Test PN ~~(Rein of your choice)~~

- a. One minute Freestyle in Canter, assisted mounts are **mandatory and permitted but** will not be scored.
- b. **D and R moves are not permitted and performing these moves will result in a deduction of 1 point from the technique score.**

~~Timing to start when vaulter is on the pad and the horse is in canter on the correct lead.~~

- c. The emphasis is on Performance, Artistic value and Harmony with the horse. There will be no score for Difficulty.

8. Free Test **Walk 2** ~~(Rein of your choice)~~

- a. One minute Freestyle in walk.
- ~~Timing to start when vaulter is on the pad.~~
- b. Jumps on the horse are NOT permitted and will incur ~~elimination~~: a deduction of 2 points from the artistic score and the technique score.
- c. **R moves are not permitted and performing these moves will result in a deduction of 1 point from the technique score.**
- d. The emphasis is on Performance, Artistic value and harmony with the horse. There will be no score for Difficulty.

9. Free Test **Walk 1**

- a. **One minute Freestyle in walk.**
- b. Jumps on the horse are NOT permitted and will incur ~~elimination~~: a deduction of 2 points from the artistic score and the technique score.
- c. **D and R moves are not permitted and performing these moves will result in a deduction of 1 point from the technique score.**
- d. **The emphasis is on Performance, Artistic value and harmony with the horse. There will be no score for Difficulty.**

Article 37 Scoring of the Individual Free Test

Scoring aligns with FEI Guidelines

1. The maximum score is 10.00 and decimals are allowed.
2. Free Test 1 and 2. See FEI Guidelines

No points are awarded for:

- Each static exercise held for less than three canter strides.
- Each Free Test exercise started after the time limit.
- Exercises from any Compulsory Test (except press-up)
- Each exercise not performed in **the correct pace. canter.** ~~(except in CAW, TAW and WAW)~~
- Repetitions of any exercise.

5. Only the 10 most difficult exercises will be considered in 2* and 3*.

Article 38 Total Marks

1. The total marks from the Compulsory Test, Free Test and Tech test, if included, are added together and divided by two (or three, if Tech Test included). The result will be rounded off to the

third decimal point.

2. For Falls see FEI Guidelines

CHAPTER VII PAS DE DEUX VAULTING COMPETITIONS

Article 39 General

1. The Pas de Deux Competition is composed of two vaulters (any gender), the lunger and the horse.
2. No Compulsory Test is used for any Pas de Deux.
3. Walk Pas de Deux to be marked as 1* Pas de Deux.

Article 40 Scoring of the Free Test

1. Free Test Scoring See FEI Guidelines

CHAPTER VIII CONDUCT AND DISCIPLINE

Article 41 Agreement

1. All participants, by their application for membership of BEV or an affiliated Club, agree to be bound by the BEV Memorandum and Articles of Association and all Rules, Regulations and By-Laws made there under and have agreed that the decisions of the Management Committee, Stewards and other competent authorities of BEV given in accordance therewith shall be binding upon them.
2. It is the responsibility of all participants to ensure that they are aware of and familiar with the Rules. All participants competing under these Rules shall be deemed to have knowledge of these Rules as amended from time to time.

Article 42 Conduct of Participants

1. No participant shall:
 - a) Contravene any rule set by the BEV Management Committee (or affiliated Club), the BEF, the FEI, Testing Authority, or UK Sport.
 - b) Conduct themselves at an Event in a manner which is offensive to other participants and the public.
 - c) Argue at an Event with an Official, use abusive or threatening language or behave with incivility or contempt towards an Official.
 - d) Ill-treat a horse, in any way, at an Event whether inside or outside the competition area.
 - e) Deliberately use the action of the bit as a means of punishment and/or misuse any item of equipment in a manner likely to cause pain or discomfort to the horse.
 - f) Allow a horse for which they are the person responsible, to compete in an Event under the influence of a forbidden substance. The person responsible shall be in breach of this Rule if the analysis of a sample taken from the said horse shows the presence in its body fluids of any substance, which is either a forbidden substance or one of its metabolites, or a substance, which cannot be traced to normal and ordinary feeding and which, by its nature, is likely to affect the performance of the horse.
 - g) Unreasonably refuse to allow a horse which has competed or is about to compete at an Event to undergo any properly authorised test or examination if requested to do so by an Officer of the Testing Authorities, BEFAR or the Organising Committee. See Chapter III, Article 20.
2. A participant shall be in breach of this Rule if:
 - a) The analysis of a sample taken from them, shows the presence in their body fluids any quantity of a substance which is a forbidden or one of its metabolites, or of a

- specified amount of an endogenous substance subject to quantitative analysis.
Prohibited and restricted substances are listed on the BE web site.
- b) They refuse to give a sample of their body fluids for the purpose of control of forbidden substances
 - c) They conduct themselves in such a manner that they have or may have committed or have or may have been party or privy to any breach of any provisions of the Memorandum and Articles of Association of BEV or of any Rule, Regulation or By-Law of a BEV affiliated Club or BE, FEI or UK Sport, or any of the Testing Authorities. A participant shall be in breach of this Rule if any person who assists, represents or acts on behalf of or in the employment of such participant during the course of an Event conducts themselves in such a manner that, were they a member of BEV, they would themselves be in breach of any of the provisions of these rules.
 - d) They conduct themselves in a manner that is prejudicial to the interests of BEV.
 - e) They unreasonably fail or refuse to assist the Chief Steward, Stewards or their Officers, Officials of the Testing Authorities or the Management Committee in their investigations of complaints of misconduct by Members.
 - f) They make, either orally or in writing, to an Officer of BEV, Testing Authorities or Officials of an Event, a statement on any matter covered by the Rules, which they do not or could not reasonably believe to be true.
 - g) They compete and/or transport horses to an Event without a valid passport.
 - h) They compete at an Event for which the horse, lunger and/or vaulter are not fully qualified or eligible.
 - i) Having indicated their availability for selection for an official British national team, unreasonably fail or refuse to compete in such team if selected.
 - j) They exercise any of the rights or privileges of BEV membership while suspended from BEV, or assist, represent, or act on behalf of any other Member of BEV at an event held under the rules of the FEI or any Foreign National Federation while suspended from all rights and privileges of participation.

Article 43 Complaints of Misconduct

1. Any person wishing to make a complaint of misconduct by a participant in an Event must do so in writing to the Chairman of the Management Committee or, where appointed, to the Technical Delegate. If after preliminary investigation the Chairman or Technical Delegate considers that a prima facie case of misconduct exists, they will refer it to the Management Committee, subject to the FEI or other Authority electing not to take disciplinary action.
2. Complaints made at an Event which require immediate action should be made to the Chairman of the Management Committee, the Technical Delegate or a member of The Ground Jury.
3. The Management Committee may, at its discretion, form a Disciplinary Panel to investigate the complaint and report to and make recommendations to the Management Committee on a course of action. When the Chairman or Technical Delegate receives a complaint of an alleged breach of conduct concerning forbidden substances, as described under Clause 42.2.a, they may refer the complaint to an independent review body, to confirm or otherwise that the testing procedures used are fair and reasonable.
4. Complaints of misconduct by BEV members made out with a BEV Event, but which may bring BEV into disrepute, should be made in writing to the Chairman of the Management Committee.

Article 44 Notice of Complaint

1. When a case is referred, notice of the time and place of the Disciplinary Panel meeting will be sent to the participant against whom a complaint has been made at least 21 days before the date of such meeting, together with details of the nature of the complaint and the names of any witnesses.
2. Where three weeks' notice has not been possible the Disciplinary Panel may abridge the time period in appropriate circumstances.

Article 45 Rights of Participants at Disciplinary Panel Meetings

1. Participants whose conduct is referred to the Disciplinary Panel may appear in person to answer the complaint against them at the Disciplinary Panel meeting and may call and examine witnesses.
2. In the alternative, at the discretion of the Disciplinary Panel, participants may submit written evidence and statements for consideration in their absence.
3. If participants fail or elect not to appear before the Disciplinary Panel, the Disciplinary Panel may reach a decision and impose a penalty in their absence.
4. Participants shall, if they so desire, be represented by a third party before the Disciplinary Panel. Participants under the age of 18 must always be accompanied by a parent, guardian or other responsible adult.
5. Whether or not a participant is legally represented, BEV may be legally represented.

Article 46 Powers of the Management Committee to Impose Penalties

1. If after considering all the evidence, the Disciplinary Panel decides that the complaint of misconduct is upheld it may recommend to the Management Committee any one or more of the penalties shown below:
 - a) That such participant be reprimanded and cautioned as to their future conduct.
 - b) That such participant be suspended from all or any of the rights and privileges of participation for a period not exceeding two years.
 - c) That any horse belonging to and/or being ridden, lunged or vaulted on by such participant at the time of the misconduct be debarred from competing in any Event affiliated to BEV or any other National Federation or to the FEI for a period not exceeding 12 months.
 - d) That such participant pays a fine and/or costs of bringing the case. This will be decided by the Management Committee, giving due consideration to the gravity of the misconduct.
 - e) That such participant refund any Sports Council, Lottery or Exchequer funding, up to a maximum of one year's gross payments made directly to them, and/or be disqualified for a period of up to one year from further payments.
 - f) The Management Committee shall give reasons for its decision to the participant in writing.

Article 47 Immediate Suspension

1. A participant may be summarily suspended from all rights and privileges of participation at Events following being charged in a British Court of Law of any offence, pending a full investigation by the Management Committee at an enquiry under Article 43.
2. Such suspension shall be approved by three members of the Management Committee, in writing, and may take effect from the date of the charge or such date as the Management Committee shall decide. It will remain in force at the Management Committee's absolute discretion until a full hearing under Article 44 and shall notify the participant forthwith.

Article 48 Notice of Findings, Penalties and Appeals

1. The Chairman will, within seven days of the Management Committee's decision, notify the complainant and the participant in writing of the findings of the Disciplinary Panel and of any penalties imposed.
2. Any participant whose conduct has been referred to the Disciplinary Panel under Article 43 who is dissatisfied with the Management Committee's final decision may, within 28 days of the decision, appeal to BE and failing that to the Sports Dispute Resolution Panel (SDRP). Terms of reference for the SDRP can be obtained from the offices of BE upon request.
3. Notice of the findings of the Management Committee will not be published until the expiry of the 28-day Appeal period, and then only at the discretion of the Chairman.

Article 49 Summary Powers of the Chairman

1. The Chairman may, where they consider that a participant is in breach of these Rules but that the breach is of a minor nature:
 - a) Issue a first warning which shall be in writing, citing the Rule being contravened and including an outline of the circumstances of the case and the reason for the warning.
 - b) Call the participant for interview, at a mutually convenient location. In such cases any involved Member shall have been informed of the request. A record of the circumstances of the case and an outline of the interview will be kept on file. A copy of the record will be sent to the participant within seven days of the interview. If appropriate, having heard the participant's explanation the Chairman may issue a formal warning of the participant's future conduct which shall include an outline of the circumstances of the case and the reason for the warning.
2. A second written warning for contravention of the same Rule within three years of the first warning will result in suspension of the Member (s).
3. Written warnings may be referred to the Management Committee, when considering the penalty to be imposed for a further breach of the Rules.
4. Where any participant objects in writing to the complaint being dealt with, under this Rule, the Chairman shall refer the matter to the Disciplinary Panel for the matter to be dealt with by way of a hearing. Article 45.

Article 50 Summary Powers of a Team Manager/Chef d'Equipe

1. The Chef d'Equipe or his/her deputy, whilst accompanying participants on a course of training, a tour or team visit (within GB or abroad) shall have the power to regulate, control and/or adjudicate upon the conduct of participants. They shall have the power to direct that a participant be suspended from taking part in the course of training or in any competition taking place on the tour or team visit when the participant's conduct amounts to a breach under Article 43. A formal complaint shall be made by the Chef d'Equipe to the Chairman pursuant to Article 44 about the participant's conduct.

Article 51 Indebtedness

1. Any participant who fails to discharge any indebtedness to BEV or affiliated Clubs may receive notification from the Chairman that such or any part of such indebtedness must be paid within 30 days.
2. If the debt remains unpaid the participant's membership may be revoked by the Management Committee. A participant will be deemed responsible for any debts incurred by or on their behalf as a participant. In the event of a dispute as to the debt notified to the Chairman in writing the matter shall be referred to the Management Committee before any suspension is imposed.
3. An Event Organiser and/or their committee shall be fully liable for any fines incurred prior, during or after said Event. BEV will not accept responsibility/liability for such fines and if approached to do so may take legal action against the Event Organiser.

Article 52 Indebtedness at an Event

1. If an Organiser or Organising Committee makes a written complaint under Article 43 of the failure of a participant to make payment for goods or services provided for or at an Event, the Chairman may, on investigating the circumstances, suspend the participant's membership until payment is made.
2. On receipt of a complaint the Chairman shall notify the said participant of their indebtedness in writing. Should the participant concerned dispute the facts of their indebtedness and the Chairman fails to resolve the matter to the satisfaction of those concerned, the matter shall be referred to the Management Committee.

Article 53 Suspensions

1. In the event a participant's membership is suspended by BEV or any Testing Authority, they will automatically be suspended from any rights and privileges of affiliated member bodies of BEV.

CHAPTER IX RULES FOR SELECTION AND DE-SELECTION**Article 54 Preamble**

1. UK Sport is responsible for the corporate governance of sport in the UK and its principles underlying sport are endorsed by BE.
2. The Rules for selection and de-selection are produced by BEV in accordance with such principles.
3. These Rules set out the minimum standards for everyone involved in the selection and de-selection process and should be read in conjunction with the current Selection Criteria.
4. The Management Committee will publish a Selection Criteria annually, earlier than 1st January.
5. Should any conflict arise between the Selection Criteria and these Rules, the Rules shall apply and be paramount.
6. Changes to the selection criteria, once published, will only be permitted in exceptional circumstances and will be notified to all BEV members.
7. BEV reserves the right to organise or nominate specific selection trials/performance events, and to require attendance.
8. The Management Committee reserves the right to judge additional rounds of vaulting for Squads at a one-day Selection Trial.

Article 55 Objectives

1. To establish a fair, transparent and robust framework to cover all aspects of the governance and management of selection and de-selection for any Event. Within this process of selection, it is incumbent on the Management Committee and Selection Panel to make sound and justifiable decisions that are open to scrutiny. All decisions should be based on clear, objective, sport-specific criteria, and communicated in an open and timely manner.
2. The Management Committee intends to be fair to all its members and comply with its legal requirements. Having Rules based on the principles of human rights protects the interests of all parties involved. This policy should build trust between all parties.
3. Implementation of these Rules should allow vaulters, lungers and coaches to prepare for major Events without the distraction caused by disputes.
4. The clear objective of the selection process is to select the best Squads, Individuals and Pas des Deux for any Event, in an impartial and non-discriminatory manner.

Article 56 Selection Panel

1. The Management Committee will appoint the Selection Panel. It will consist of a minimum of three members chosen from appropriate and suitably qualified candidates.
2. The names of its members and their specific roles shall be announced to all Members.
3. The Selection Panel shall draft the selection criteria for ratification by the Management Committee.
4. Every effort will be made to ensure that the composition of the Selection Panel is representative of the Members.
5. The Selection Panel must be free from conflict of interest or bias.
6. The Chairman of the Management Committee (or representative) will brief the Selection Panel of their roles and responsibilities.
7. Decisions, notes and minutes of the Selection Panel will be recorded and must include an explanation justifying any decisions reached. These records must be accessible to members of the Management Committee.

8. All decisions of the Selection Panel will be ratified by the Management Committee.
9. Objections by Members to any person elected to the Selection Panel should be put in writing to the Chairman.
10. The Selection Panel may in its discretion de-select any Competitor who fails to comply with any of these Rules. Such Competitor shall first be given reasonable opportunity to rectify his or her failure.

Article 57 Appeals Panel

1. An appeals process will be in place to deal with all issues relating to selection and de-selection.
2. Upon appeal an Appeals Panel will be formed with a minimum of three Members different to those on the Selection Panel. They will review the appeal.
3. Appeals that cannot be resolved by the Appeals Panel will be submitted to BE for their determination.
4. The Chairman of BEV must be notified of any documentation relating to an appeal that is submitted by the Appeals Panel to BE.
5. The Appeals Panel will be fully apprised of the appeal.
6. An appeal can only be made if the member believes that the selection or de-selection was not made according to these Rules and the Selection Criteria.
7. Costs will follow the guidelines recommended by the FEI
8. Full, written justification must be provided for any decision made as follows:
 - To uphold the appeal, which may result in the re-instatement of the Competitor.
 - To reject the appeal.

Article 58 Responsibilities - Management Committee, Selection Panel & Competitor

1. All Events to which this selection process is applied must have clearly written Selection Criteria.
2. Every Competitor shall sign an agreement with the Management Committee which sets out their respective roles and responsibilities including the Competitor's responsibility to familiarise themselves with the Rules and the FEI rules relating to prohibited substances.
3. Every owner, trainer and lunge shall sign an agreement with the Management Committee requiring them to comply with all current rules relating to the welfare of horses and prohibited substances. The agreement will include requirement to notify the Selection Panel/ Management Committee immediately of any change in the competitive availability, health or soundness of any horse put up for, or accepted for, selection that will affect the horse's selection status.
4. Vaulters shall make available to the Selection Panel performance records if required.
5. The Management Committee will declare in a timely, effective and transparent manner those selection events/training programmes specifically listed within the Selection Criteria. In the event of a selection Event being specified in the Selection Criteria, the organisers of the Event must ensure that judges at the Event have no potential conflict of interest and do not coach, lunge or have ownership of the horses for any of the vaulters seeking selection who are competing at that Event. At an Event declared for selection purposes, all nominated candidates shall have an equal opportunity to attend. Consideration should be given to personal circumstances - school/university/ work commitments or family events out with the Competitor's control. These should be reasonably taken into account. If a selection Event is an International Event, where limits are placed on the number of entries per Nation, then all vaulters put forward for selection must have equal opportunity to attend the Event.

CHAPTER X QUALIFICATIONS FOR CVI's

Article 59 Notes on Qualification.

1. All British Competitors must be full members of BEV.
2. All Competitors must hold an FEI Competitor's License (valid for one year) which can be obtained

from the BEV nominated person.

3. All competitors (vaulters and lungers), coaches and parents must have attended an online, or in person, Performance Training, which includes antidoping training, within the 18 months prior to any CVI.
4. International vaulters, their parents, coaches, lungers, horse owners and attendants should ensure that they have read the FEI Rules in full before submitting entries.

Article 60 Qualification - Individual, Pas de Deux CVI*, CVIJ*, CVI CH* & Squads

1. Scores to have been achieved in the current or previous 2 competition years.
2. BEV qualification criteria for CVI competitions not being held in the UK are as in the table below, being scores achieved as compulsories and free test combined:

Individuals		Pas de Deux		Squads	
Child 1*	5.5 (5.8 to move to Junior)			1* Junior and Senior	5.0
Junior 1*	5.8	1* Junior	5.0	2* Junior and Senior	5.5
Senior 1*	5.8	1* Senior	5.00	3* Senior	6.0

3. There is no qualification score required for 1* competitors at CVIs held in UK.

Article 61 Qualification for CVI, CVIJ**, CVI CH**, CVI*** & CVIY****

1. All Competitors must fulfil the FEI score criteria – see FEI website.

Article 62 Qualification for Horses

1. Must be 7 years or older.
2. Must be sound and fit.
3. Vaccination requirements as in the FEI Rules must be adhered to at all FEI competitions in any country in which it is held. (must be within the last 6 months).
4. To compete abroad, horses must have achieved a score of 6.00 in one **BEV** Competition in a class for which it is qualifying (Individual, Pas de Deux or Squad), this being the average Horse Score for Compulsories & Freestyle.
5. There is no qualifying horse score required to compete at a CVI in the UK. Lungers should ensure that the horse has sufficient training and experience.
6. Guidance on horse passports for competing under FEI Rules.

The FEI Recognition Card (RC) is a cover that wraps around your equine's national passport. The national passport sits in the back of the RC and both should stay together.

A CIM is a Minor International Event. Vaulting CIMs include CVI 1* & CVI 2*; CVI Y, J, Ch.

FEI RCs are not compulsory for horses competing in their country of residence for CIM Events. You can compete using just your national passport.

All equines must be identifiable with a national passport approved by the FEI. If an equine is competing at a CIM in the country in which the equine resides, the equine must be registered with the FEI and be identifiable. Your national passport will need to be scanned to the FEI database and your competing discipline will do this at the time of registration.

Please note if a FEI RC is presented to the FEI veterinarian Official at a CIM event and an irregularity is detected, he/she must impose a sanction according to the regulations. To avoid this if you are competing at a CIM event, only hand in your national passport (e.g. if your RC requires revalidating).

If you are competing in a FEI event in the country in which the horse resides that is 3* and

therefore not a CIM, you will always need an up to date and valid RC.

If you are travelling abroad, you will need an up to date and valid RC.

To obtain an FEI document for your horse, Your National Federation (BEF) will issue either an FEI Passport or FEI Recognition Card. This is currently done through the Chef d'Equipe for BEV.

Further information can be found in the FEI General Regulations, Article 137.

CHAPTER XI BRITISH CHAMPIONSHIPS

Article 63 Vaulters Eligibility

1. Vaulters are eligible to enter regardless of nationality or number of times they have competed in the UK.
2. Vaulters must compete at the highest- level class done that year at a National Competition, at the British Championships.
3. Numbers of entries per class may be limited by BEV, in as fair a way as possible, due to time restraints.
4. If entries need to be restricted in number, the qualification criteria will be announced by the Management Committee, at the latest, in the schedule.

Article 64 Organising Committee for British Championships

1. The British Championships shall be organised by the Management Committee.
2. A Sub-Committee of at least four Members will be responsible for the organisation and will include the Technical Delegate and Secretary for the Event.

Article 65 Officials at British Championships

For Judges see Article 21

1. The following officials must be appointed, and this must be their only role:
 - Technical Delegate
 - Secretary
 - Chief Scorer
 - Chief Steward
2. Other Officials Required:
 - Timekeeper
 - Writers – one for each Judge
 - Music Technician
 - Announcer
 - Stewards
 - Assistant Scorers

Article 66 Classes and Tests

1. The following classes may be offered. Each class is run according to the tables below:

Individuals

Class	Round 1		Round 2
Senior 3*	Compulsory Test 3	Tech Test	Free Test 2
Young 2*	Compulsory Test 2	Tech Test	Free Test 2
Senior 2*	Compulsory Test 2	Free Test 2	Free Test 2
Senior 1*	Compulsory Test 1	Free Test 1	Free Test 1
Junior 2*	Compulsory Test 2	Free Test 2	Free Test 2
Junior 1*	Compulsory Test 1	Free Test 1	Free Test 1
Child 2*	Compulsory Test 2	Free Test 2	Free Test 2
Child 1*	Compulsory Test 1	Free Test 1	Free Test 1
Novice	Compulsory Test N	Free Test N	Free Test N
Pre-Novice	Compulsory Test PN	Free Test PN	Free Test PN
L2(b) Intro B	Compulsory Test L2 Intro	Free Test PN	Free Test PN
L1(b) Foundation B	Compulsory Test L1 Foundation	Free Test Walk 2	Free Test Walk 2
L2(a) Intro A	Compulsory Test L2 Intro	Free Test Walk 2	Free Test Walk 2
L1(a) Foundation A	Compulsory Test L1 Foundation	Free Test Walk 1	Free Test Walk 1

Squads

Class	Round 1		Round 2
Senior 3*	Compulsory Test 3*	Free test 2	Free test 2
Senior 2*	Compulsory Test 2*	Free Test 2	Free Test 2
Open 1*	Compulsory Test 1*	Free Test 1	Free Test 1
Junior 2*	Compulsory Test 2*	Free Test 2	Free Test 2
Novice	Compulsory Test N	Free Test N	Free Test 1
CAW Foundation	Compulsory Test L1 Foundation B	Free Test W	Free Test W
W	No compulsory test	Free Test W	Free Test W

Pas De Deux

Class	Round 1	Round 2
Senior 3*	PdD Free Test	PdD Free Test
Junior 2*	PdD Free Test	PdD Free Test
Open 1*	PdD Free Test	PdD Free Test
Walk	PdD Free Test	PdD Free Test

2. The number of Individuals, Squads and Pas des Deux qualifying for Round 2 is at the discretion of the Organiser.

3. Vaulters must only enter on one horse per class.
4. H.C. entries will not be accepted.
5. Costs and fees see Art 10.4 and Art 10.5

Article 67 Prize-Giving and Awards at The British Championships

1. Trophies must be returned to the Competition Secretary before the start of the first class.
2. Prize-giving will be as soon after the end of the final class as is possible.
3. All Competitors should attend prize-giving. Dispensation can be given by the Event Organiser or Technical Delegate in exceptional circumstances.
4. All Vaulters will receive a rosette.
5. To be awarded a title and trophy at the British Championships, an Individual Vaultler, and each member of a Pas de Deux or Squad must have competed at a minimum of two National Competitions (may include one H.C. entry) in the current year and be eligible for a British passport.
6. Rosettes will be awarded according to final scores.
7. The prize for the Best Squad Horse, Best Individual Horse and Best non-International Horse at the British Championships shall be the horse with the highest final horse score with one competitor or competition unit at the Event. In the event of a tie, the first-round free test score shall be the decider.

Article 68 Chef d'Equipe

1. Each Club will appoint a Chef d'Equipe.
2. The Chef d'Equipe is responsible for entries, declarations, collection of individual arm numbers, collection of score sheets, submitting music, collecting running orders, alterations/ changes on the day etc.
3. Only the Chef d'Equipe will be permitted to enter the show office.

Article 69 Volunteers

Each Club must provide volunteers when requested by the British Championships Organising Committee.

CHAPTER XII SAFEGUARDING POLICY

BEV adopts and adheres to the Safeguarding Policy published by BEF. This can be found on both websites. This Policy is regularly updated by BEF.

Appendix A: Guidelines for Horse score in Walk and in Trot

Quality of the Walk	Rhythm, regularity	A1	25%
	Relaxed outline, accepting a good contact with the bit	A2	25%
Vault-ability of the	Obedience & circling	A3	25%
Horse	Lunging	A4	20%
General	Entry, salute, trot round	A5	5%

Walk Definition

Medium walk is a free and unconstrained walk. The horse should walk with energy and with calm, even and regular steps, distinctly marking four equally spaced beats. The sequence of legs is left hind, left fore, right hind, right fore with no moment of suspension. ~~The horse should keep a light and steady contact with the mouth.~~ The horse should remain on a contact with the side reins or 3 point reins and should not be behind the vertical. The horse should stay out on the circle, be on a contact through the lunge line with the lunger and be straight on the circle.

Trot Definition

Working trot is a pace of two beats where the horse moves diagonal legs together. The horse should show regular, active steps with cadence. (Elevated steps, very forward movement or tracking up are not required for vaulting.) The horse should lift sufficiently off the ground to not drag its feet through the arena surface. The outline should be relaxed and the poll should be level with, or higher than, the wither. The horse should remain on a contact with the side reins or 3 point reins and should not be behind the vertical. The horse should stay out on the circle, be on a contact through the lunge line with the lunger and be straight on the circle.

Appendix B: Guidelines for BEV Classes – **Foundation A & B, Intro A & B, Pre-Novice and Novice Compulsories**

All tests may be performed on either rein.

Compulsory Test **L1 Foundation (A, ~~t~~ & B) (~~Rein of Your Choice~~)**

~~L1(a) Foundation A: All compulsories performed to a count of a minimum of four walk steps. L1(t) All compulsories performed to a count of a minimum of four trot steps. L1(b) Foundation B: All compulsories performed to a count of a minimum of four trot steps or canter strides.~~

Mount and Dismount in any pace, not scored

1. Basic Seat (Arms by sides, palms in, fingers straight and together)
2. Bench
3. Leg over the neck to side-saddle seat and back

1. Basic Seat

Essence, Mechanics and Reference scores as in FEI Guidelines but without raised arms.

2. Bench

As in FEI Guidelines for FLAG without raised arm or leg

3. Leg over the Neck to side saddle seat

Essence:

Harmony with the Horse, Body Control and Posture, Flexibility

Mechanics:

Leg over the neck is a training exercise towards full mill. It is an exercise in which the Vaulters never abandons the seat position in any phase.

Reference scores: As in FEI Guidelines for leg raises in mill

Each leg, starting with the outside leg, is stretched and carried over the Horse in a high, wide arc passing the first handle to the opposite side of the neck, ending in a position with the leg bent round and in front of the second handle. (If the leg cannot physically bend round the handle it should rest on the handle in a straight position with pointed foot). The opposite leg remains stationary, down and in contact with the Horse. The upper body stays erect, centered, and nearly vertical in all phases. The shoulders should stay in line with the moving leg ending the first phase at a 45° angle to the Horse's spine. The leg then returns to its original position in seat astride. The timing is to the count of ~~a minimum of~~ four walk steps, ~~a minimum of~~ four trot steps or ~~a minimum of~~ four canter strides. This is repeated with the other leg without pausing. The exercise is finished with the outside leg being taken over to the inside in a high arc followed by a simple dismount to the inside. The dismount is not scored.

Deductions:

1 point • For insufficient steps/strides throughout the ~~leg changes exercise~~ (not -1pt per leg)

Foundation A: Free test Walk 1, one minute. See Art 22.3.

Free/unassisted jumps on the horse are NOT allowed and will incur **elimination** a deduction of 2 points from the technique score and the artistic score. D and R moves are not permitted and performing these moves will result in a deduction of 1 point from the technique score.

Foundation B: Free test Walk 2, one minute. See Art 22.3.

Free/unassisted jumps on the horse are NOT allowed and will incur **elimination** a deduction of 2 points from the technique score and the artistic score.

R moves are not permitted in Foundation B and performing these will result in a deduction of 1 point from the technique score.

Compulsory Test L2 Intro (A & B) (~~Rein of Your Choice~~)**Mount and Dismount in halt or walk, not scored**

Test performed in walk for A & B. As described in FEI Guidelines. ~~but all compulsories to the count of a minimum of four walk steps.~~

1. Basic seat
2. Flag
3. Stand
4. Mill (~~max. deduction of 1 point overall for timing errors~~)

Intro A: Free test Walk 2, one minute See Art 22.3.

Free/unassisted jumps on the horse NOT allowed and will incur ~~elimination~~ a deduction of 2 points from the technique score and the artistic score. R moves are not permitted and performing these moves will result in a deduction of 1 point from the technique score.

Intro B Free test in canter, one minute. See Art 22.3

D and R moves are not permitted and performing these moves will result in a deduction of 1 point from the technique score.

Compulsory Test Pre-Novice (PN) (~~Rein of your choice~~)

Test performed in canter

Mount (~~must be assisted~~) and Dismount can be in any pace and are not scored

1. Basic Seat
2. Flag without arm. Return to bench before seat astride
3. Swing to press-up (hold minimum two canter strides) return to seat astride
4. Leg Changes

1. Basic Seat

Essence, Mechanics and Reference scores as in FEI Guidelines

2. Flag Without Arm, (Return to Bench then seat astride)

Essence, Mechanics, Reference scores and Deductions as in FEI guidelines.

3. Swing to press up

Essence - Harmony with the horse, body control and posture

Mechanics – From seat astride, with hands on the handles, the Vaulters generates energy by taking the legs forward and up, and then swinging the legs down and backward while moving the upper body forward. The hands remain on the handles. When the Vaulters loses contact with the horse (or the legs reach a point higher than the croup), keeping the legs straight and the spine in alignment with the legs, they then lower the tops of both feet softly onto the croup or rump of the horse. Feet should be hip width or together. The arms should be straight with the head in alignment with the spine, facing forward. This position is held for two canter strides. With the weight taken on the arms, the Vaulters then allows the legs to widen (or pushes up to raise the hips slightly) and lowers softly to seat astride.

No stem phase.

Deductions: -1 Not held for the required time

-2 Causing interruption/impact on the horse

-2 Collapse to the knees

4. Leg Changes to count of ~~a minimum of~~ four canter strides**Essence:**

Harmony with the Horse, Body Control and Posture, Flexibility

Mechanics:

Leg over the neck is a training exercise towards full mill. It is an exercise in which the Vaulters never abandons the seat position in any phase.

Reference scores: As in FEI Guidelines

Each leg (phase) **starting with the outside leg**, is stretched and carried over the Horse in a high, wide arc over the surcingle (like a semi-circle). The resting leg remains stationary, down and in contact with the Horse. The upper body stays erect, centered, and nearly vertical in all phases. The timing is to the count ~~of a minimum~~ of four strides for each leg arc. Phase 1 ends with the Vaulters sitting in a sideways seat, inside position, facing at a right angle to the shoulder axis, legs together and in contact with the Horse. The leg then returns to seat astride to complete phase 2. Phases 1 and 2 are repeated immediately with the other leg.

The exercise is finished with the outside leg over to the inside and simple dismount. (not scored)

Deductions -1 for insufficient strides throughout the leg changes (not 1 per leg)

Free Test in canter. One minute See Art 22.3. Mounts (Must be assisted) and Dismounts in any pace, not scored. D and R moves are not permitted and performing these moves will result in a deduction of 1 point from the technique score.

Compulsory Test Novice (N) (Rein of Your Choice)

Test performed in canter

Mount in trot or canter may be assisted, not scored.

1. Basic Seat
2. Flag (No deduction for arm raised after leg within 3 strides) No return to seat astride
3. Free Kneel (arms raised)
4. Swing forward (legs may be open or closed)
5. Leg Changes to the count of ~~a minimum of~~ four canter strides, with simple dismount to the inside in canter (scored with leg changes).

Deductions:

-1 off basic seat (1 deduction only)

- For not mounting in trot or canter and/or
- For taking more than four strides to mount and/or
- For mounting in a way that disturbs the horse

5. Leg Changes in the count of ~~a minimum of~~ four canter strides with simple dismount to the inside*Essence:*

Harmony with the Horse Seat, Posture, Suppleness, Scope and Timing

Mechanics:

Leg changes is a training exercise towards full Mill. It is an exercise in which the Vaulters never abandons the seat position in either phase.

Each leg (phase) starting with the outside leg, is stretched and carried over the Horse in a high, wide arc over the surcingle (like a semi-circle). The resting leg remains stationary, down and in contact with the Horse. The upper body stays erect, centered, and nearly vertical in all phases. The timing is ~~a minimum of~~ four strides for each leg arc. Phase 1 ends with the Vaulters sitting in a sideways seat inside position, facing at a right angle to the shoulder axis, legs together and in contact with the Horse. The leg then returns to seat astride, then same then with the inside leg without pausing. The exercise is finished with the outside leg over to inside and simple dismount.

Each leg arc is performed in a count of ~~a minimum of~~ four strides

-1 for insufficient strides throughout the leg changes (not 1 per leg)

Free test in canter. 1 minute. Scored as 1* except for mount. Mounts may be assisted in trot or canter. See App 36.6 (a). Dismount must be in canter.

D and R moves are not permitted and performing these moves will result in a deduction of 1 point from the technique score.

Appendix C: Quick Check Chart

BEV Rules 2026 Quick Check Chart									
		Comp and Free	Free Test	No of Vaulters	Mounts	Leg change counts	Compulsories in brief	Horse points	Entry fee
1	Squad 3*	C/C	3.5min	6	C	4 strides	As FEI	4	£90
2	Squad 2*	C/C	3.5min	6	C	4 strides	As FEI	4	£90
3	Squad J2*	C/C	3.5min	6	C	4 strides	As FEI	4	£90
4	Squad 1*	C/C	3min	4,5 or 6	C	4 strides	As FEI	4	£90
5	Squad N	C/C	3min	4,5 or 6	Ass T,C	Min 4 str	1.B Seat 2.Flag 3. Kneel 4. Swing fwd* 5.Leg changes+dism	3 4	£90
6	Squad CAW Foundation	C/W	3min	4,5 or 6	Ass H,W,T,C	Min 4 strides	1.Seat arms down 2.Bench 3.Legs over to side saddle	2	£90
7	Squad W	W	3min	4,5 or 6	Ass in H,W	n/a	n/a	1	£60
8	PdD 3*	C	2min	2	C	n/a	n/a	1	£44
9	PdD 2*	C	1.5min	2	C	n/a	n/a	1	£44
10	PdD 1*	C	1.5min	2	C	n/a	n/a	1	£44
11	PdD W	W	1.5min	2	Ass H,W	n/a	n/a	0.5	£24
12	Ind 3*	C/C	1min	1	C	4 strides	As FEI	1	£35
13	Ind Y2*	C/C	1min	1	C	4 strides	As FEI	1	£35
14	Ind S2*	C/C	1min	1	C	4 strides	As FEI	1	£35
15	Ind S1*	C/C	1min	1	C	4 strides	As FEI	1	£35
16	Ind J2*	C/C	1min	1	C	4 strides	As FEI	1	£35
17	Ind J1*	C/C	1min	1	C	4 strides	As FEI	1	£35
18	Ind Ch2*	C/C	1min	1	C	4 strides	As FEI	1	£35
19	Ind Ch1*	C/C	1min	1	C	4 strides	As FEI	1	£35
20	Ind N	C/C	1min, no D & R moves	1	Ass T,C	Min 4 str	1.B Seat 2.Flag* 3. Kneel 4. Swing fwd* 5.Leg changes+dism	1	£35
21	Ind PN	C/C	1min, no D & R moves	1	Ass H,W,T,C	Min 4 strides	1.B Seat 2.Flag no arm 3. Swing to press up (hold minimum 2 strides) 4.Leg changes	1	£35
22	Ind L2(b) Intro B	W/C	1min, no D & R moves	1	Ass H,W,T,C	Min 4 steps	1.B Seat 2.Flag 3.Stand 4.Mill	0.5	£20
23	Ind L1(b) Foundation B	C/W or T/W	1min, no R moves	1	Ass H,W,T,C	Min 4 strides	1.Seat, arms down 2.Bench 3.Legs over to side saddle	0.5	£20
24	Ind L1(t)	T/W	1min	1	Ass H,W,T	Min 4 steps	1.Seat arms down 2.Bench 3.Legs over to side saddle	0.5	£20
24	Ind L2(a) Intro A	W/W	1min, no R moves	1	Ass H,W	Min 4 steps	1.Basic Seat 2.Flag 3.Stand 4.Mill	0.25	£20
25	Ind L1(a) Foundation A	W/W	1min, no D & R moves	1	Ass H,W	Min 4 steps	1.Seat, arms down 2.Bench 3.Legs over to side saddle	0.25	£20

*Swing fwd and bwd legs closed or open N mount must be in trot or canter N dismount scored with leg changes *N flag, arm may be raised after leg. All BEV class compulsories performed to count of ~~a minimum of~~ 4 strides/steps, except swing to press-up. Press-up may be included in freestyles and will be scored.

Appendix D: Code of Comments

Abbreviations that may be used by judges to give feedback

Letter	Deduction	Description
C	1 point for each canter stride missing	counting error in compulsories counting error in Technical Test exercises
K	1 point	failure to kneel before flag or stand
N	1 point	leaning on the Horse's neck without loss of form in flag
T	1 point for each timing fault	rhythm failure in mill
F	1 point	for each landing other than on both feet
R	2 points	repeating or retaking the handles once

A - Arms	KZ - Knees	SA – Changes of Supporting Area
AB - Arched Back	L - Poor Landing	SC - Scope
AL - Alignment	LA - Legs Apart	SH - Shoulders
AS - Absorption	LD - Late Dismount	SI - Side Seat
B - Balance		SL - Slow
CH - Chin		
CO - Collapse	LF - Legs Forward	SP - Suppleness
CS – Chair Seat	LH - Lands Heavily	ST - Step(s)
CT - Control	LT - Late Turn	SX – Stretch
D - Dismount	LZ - Legs	TD – Twisted
DL - Down Leg	MX – Mechanics	TH- Touched Horse
DW – Distribution of Weight		
E - Elevation	NC - Not Clear of Horse	TI - Turned In
FH - Front High	OC - Off Center	TL – Tilting
FK - Frog Kick	OH - Off Horse	TW - Time Wasted
FL - Flight	P - Posture	TZ – Toes
FP – Flight Phase	PB - Push Back	
FT - Feet	PD - Pad	UE - Uneven Elevation
H - Head	PE – Pelvis pushed up	UR - Uneven Rhythm
HA - Handles	PK - Pike	UW - Uneven Width
HH - Hit Horse	PT - Partial Turn	W – Wrap
HM – Harmony	PO – Pushing of the Horse	X – Extension
HZ - Hands	Q - Quick	
INT - Interruption	RB - Rounded Back	